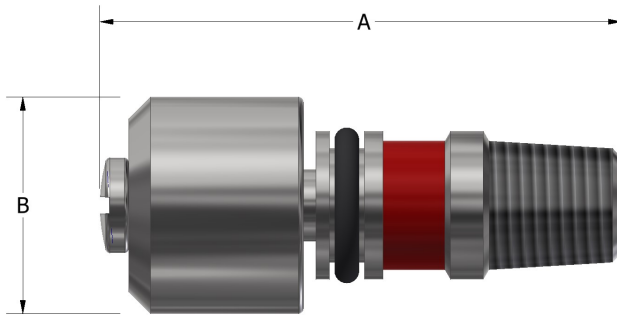


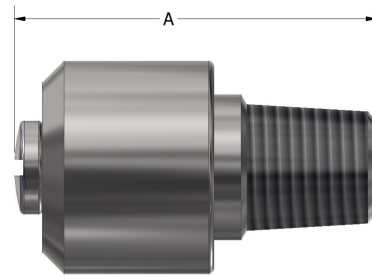
## OPERATION

The Ruelco Pneumatic Tattletale Indicator is a unique device to provide indication when production control or safety system sensors and control devices trip. The tattletale is designed to be installed in the exhaust port of a pneumatic control devices and sensors. When these sensors or control devices trip, the pneumatic pressure venting through the exhaust port will cause the cap of the tattletale to pop out. This exposes a red indicator band giving visual indication that the device has tripped. First out indication of several sensors can be obtained by using the tattletale in conjunction with a pneumatic relay. Often this eliminates the need for an expensive control panel.



## FEATURES

- 316 stainless steel construction
- O-rings used for dependability
- Small size and rugged construction
- Does not affect operation of the device it is installed in
- Trip indication highly visible
- No indicator BOUNCE
- Can eliminate the need for expensive control panel



## DIMENSIONS

	1/4" NPT MODEL	1/8" NPT MODEL
A (CLOSED)	1.31" (33.3 mm)	1.05" (36.7 mm)
A (OPEN)	1.81" (46.0 mm)	1.45" (36.8 mm)
B	.75" (19.1 mm)	.615" (15.6 mm)
WEIGHT	1.5 oz (42.6 grams)	1.1 oz (31.2 grams)

PNEUMATIC TATTLETALE

1209 DISTRIBUTORS ROW  
NEW ORLEANS, LA 70123

# PARTS LIST

ITEM	QUANTITY	DESCRIPTION	MATERIAL
1	1	LOCK WASHER	316 ST. STL.
2	1	MACHINE SCREW	316 ST. STL.
3	1	CAP	316 ST. STL.
4*	1	BODY SEAL	FLUOROCARBON
5	1	STEM	316 ST. STL.
6	1	BODY	316 ST. STL.

\*Indicates item(s) contained in the Repair Kit

# SPECIFICATIONS

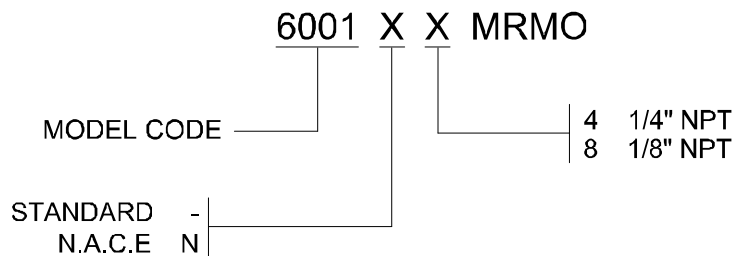
MAXIMUM EXHAUST PRESSURE	150 PSI ( 10.3 BAR)
AMBIENT TEMPERATURE RANGE	-20 TO 250 DEG F -29 TO 122 DEG C
Cv FACTOR	.4 (1/4" NPT MODEL) .3 (1/8" NPT MODEL)
MINIMUM PRESSURE AND FLOW RATE TO OPERATE	2 PSI @ 1 SCFM

# REPAIR KIT

- 60-005-000 - 1/4" NPT MODEL
- 60-014-000 - 1/8" NPT MODEL

OTHER TEMPERATURE RANGES AND SEAL COMPOUNDS AVAILABLE UPON REQUEST

# ORDER CODE

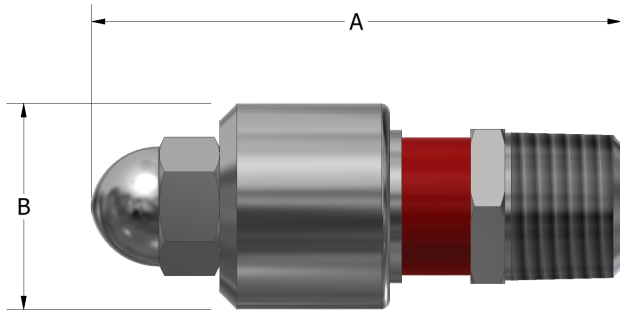


PNEUMATIC TATTLETALE

1209 DISTRIBUTORS ROW  
NEW ORLEANS, LA 70123

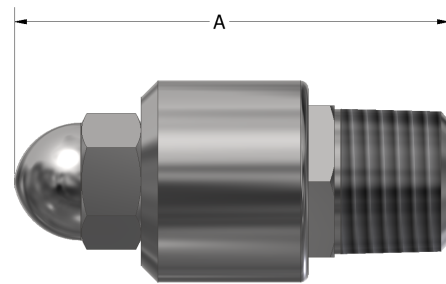
## OPERATION

The Ruelco Hydraulic Tattletale Indicator is a unique device which provides indication when a hydraulic sensor or control component operates. The tattletale is designed to be installed in the return line near the exhaust port of a hydraulic control devices. When these sensor or control device operates, the pressure in the return line will cause the cap of the tattletale to pop out. This exposes a red indicator band giving visual indication that the device has operated.



## FEATURES

- 316 stainless steel construction
- O-rings used for dependability
- Small size and rugged construction
- Does not affect operation of the device it is installed in
- Trip indication highly visible
- No indicator BOUNCE
- Can eliminate the need for expensive control panel



## DIMENSIONS

A (CLOSED)	1.42" (36.1 mm)
A (OPEN)	1.72" (43.7 mm)
B	.75" (19.1 mm)
CONNECTION PORT	1/4" MNPT
WEIGHT	1.7 OZ (48.3 gm)

HYDRAULIC TATTLETALE

1209 DISTRIBUTORS ROW  
NEW ORLEANS, LA 70123

## PARTS LIST

ITEM	QUANTITY	DESCRIPTION	MATERIAL
1	1	ACORN NUT	316 ST. STL.
2	1	CAP	316 ST. STL.
3*	1	O-RING (CUT)	FLUOROCARBON
4	1	STEM	316 ST. STL.
5*	1	STEM SEAL	FLUOROCARBON
6	1	BODY	316 ST. STL.

\*Indicates item(s) contained in the Repair Kit

## SPECIFICATIONS

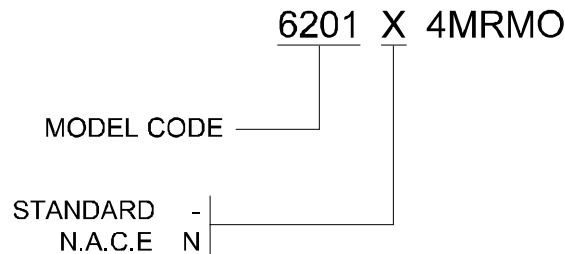
MAXIMUM WORKING PRESSURE	6,000 PSI ( 414 BAR)
AMBIENT TEMPERATURE RANGE	-20 TO 250 °F -29 TO 122 °C
MINIMUM PRESSURE AND FLOW RATE TO OPERATE	10 PSI (.7 BAR) @ 1 SCFM

## REPAIR KIT

- 62-005-0A0

OTHER TEMPERATURE RANGES AND SEAL COMPOUNDS AVAILABLE UPON REQUEST

## ORDER CODE



HYDRAULIC TATTLETALE

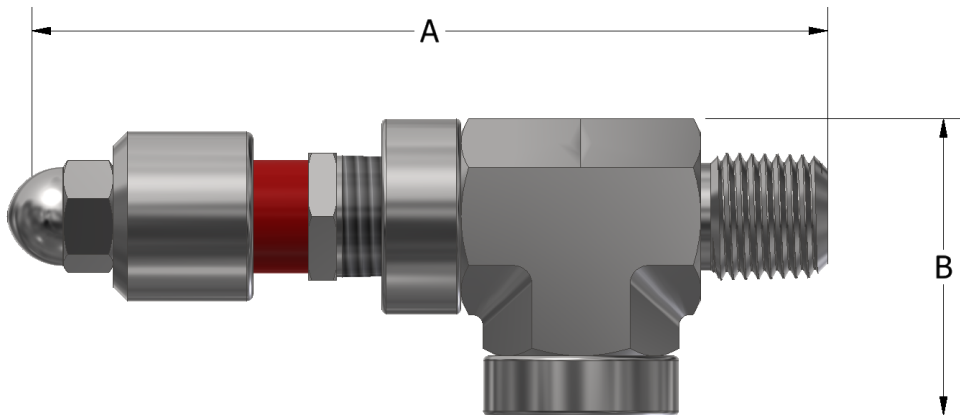
1209 DISTRIBUTORS ROW  
NEW ORLEANS, LA 70123

## OPERATION

The Ruelco 3-way Hydraulic Tattletale Indicator is a unique device which provides indication when a hydraulic sensor or control component operates. The tattletale is designed to be installed in the return line near the exhaust port of a hydraulic control devices. When these sensor or control device operates, the pressure in the return line will cause the cap of the tattletale to pop out. This exposes a red indicator band giving visual indication that the device has operated.

## FEATURES

- 316 stainless steel construction
- O-rings used for dependability
- Small size and rugged construction
- Does not affect operation of the device it is installed in
- Trip indication highly visible
- No indicator BOUNCE
- Can eliminate the need for expensive control panel



## DIMENSIONS

A (CLOSED)	3.42" (86.9 mm)
A (OPEN)	3.77" (95.7 mm)
B	.75" (19.1 mm)
INLET CONNECTION PORT	1/4" MNPT
VENT CONNECTION PORT	1/4" FNPT
WEIGHT	4.9 oz. (140 gm)

1209 DISTRIBUTORS ROW  
NEW ORLEANS, LA 70123

## PARTS LIST

ITEM	QUANTITY	DESCRIPTION	MATERIAL
1	1	ACORN NUT	316 ST. STL.
2	1	CAP	316 ST. STL.
3	1	TEE	316 ST. STL.
4	1	3-WAY STEM	316 ST. STL.
5*	2	STEM SEAL	FLUOROCARBON
6	1	BODY	316 ST. STL.

\*Indicates item(s) contained in the Repair Kit

## SPECIFICATIONS

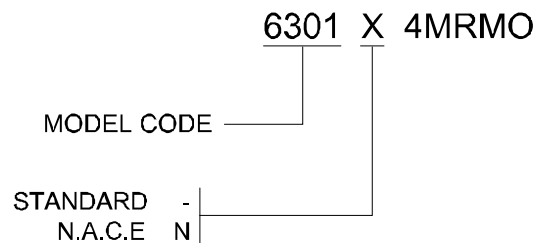
MAXIMUM WORKING PRESSURE	2,000 PSI (138 BAR)
AMBIENT TEMPERATURE RANGE	-20 TO 250 °F -29 TO 122 °C
MINIMUM PRESSURE AND FLOW RATE TO OPERATE	10 PSI (.7 BAR) @ 1 SCFM

## REPAIR KIT

- 63-005-000

OTHER TEMPERATURE RANGES AND SEAL COMPOUNDS AVAILABLE UPON REQUEST

## ORDER CODE

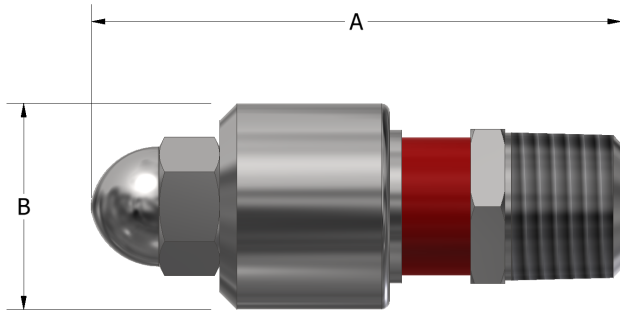


3-WAY HYDRAULIC TATTLETALE

1209 DISTRIBUTORS ROW  
NEW ORLEANS, LA 70123

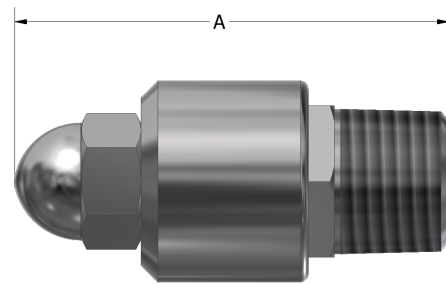
## OPERATION

The Ruelco Automatic Reset Tattletale Indicator is a unique device which provides indication when a hydraulic sensor or control component operates. The tattletale can be installed into any circuit where a pressure signal will be present and positive indication is desired. Upon detecting any pressure above 60 psi the cap of the tattletale will pop out exposing a red indicator band giving visual indication that the device has operated. When the pressure drops back below 40 psi, the cap will close, indicating a pressure loss.



## FEATURES

- 316 stainless steel construction
- O-rings used for dependability
- Small size and rugged construction
- Does not affect operation of the device it is installed in
- Trip indication highly visible
- No indicator BOUNCE
- Can eliminate the need for expensive control panel



## DIMENSIONS

A (CLOSED)	1.42" (36.1 mm)
A (OPEN)	1.72" (43.7 mm)
B	.75" (19.1 mm)
CONNECTION PORT	1/4" MNPT
WEIGHT	1.7 OZ (48.3 gm)

AUTOMATIC RESET TATTLETALE

1209 DISTRIBUTORS ROW  
NEW ORLEANS, LA 70123

## PARTS LIST

ITEM	QUANTITY	DESCRIPTION	MATERIAL
1	1	ACORN NUT	316 ST. STL.
2	1	CAP	316 ST. STL.
3*	1	O-RING (CUT)	FLUOROCARBON
4	1	STEM	316 ST. STL.
5*	1	STEM SEAL	FLUOROCARBON
6	1	BODY	316 ST. STL.
7	1	SPRING	ST. STL.

\*Indicates item(s) contained in the Repair Kit

## SPECIFICATIONS

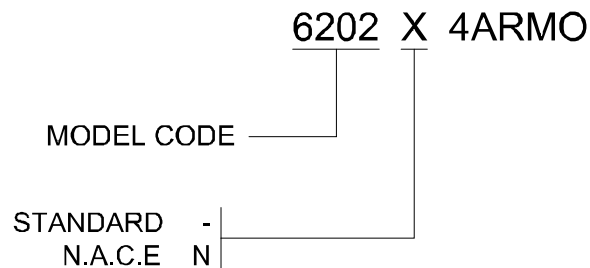
MAXIMUM WORKING PRESSURE	6,000 PSI ( 414 BAR)
AMBIENT TEMPERATURE RANGE	-20 TO 250 °F -29 TO 122 °C
MINIMUM PRESSURE TO OPERATE	60 PSI (4.14 BAR)

## REPAIR KIT

- 62-005-0A0

OTHER TEMPERATURE RANGES AND SEAL COMPOUNDS AVAILABLE UPON REQUEST

## ORDER CODE



1209 DISTRIBUTORS ROW  
NEW ORLEANS, LA 70123

AUTOMATIC RESET TATTLETALE