


Continuity testers

MI 3242 MicroOhm 2A



MI 3242 MicroOhm 2 A is a portable low resistance ohmmeter used to measure low resistances of switches, relays, connectors, bus bars, power distribution cable joints, motor & generator winding, power transformers, power inductors, rail track joints, wire and cable resistance, welding joints for industrial application, etc., with test current up to 2 A.



MEASURING FUNCTIONS

- Bidirectional resistance measurement from $1 \mu\Omega$ up to $199,9 \Omega$ with test current up to 2 A.

KEY FEATURES

- **Four measuring modes:** Automatic, single, continuous and inductive.
- **Automatic thermal EMF elimination:** with automatic bidirectional measurement.
- **Accurate:** $1 \mu\Omega$ best resolution with 0.25% accuracy.
- **Noise rejection:** 50 Hz / 60 Hz ripple detection and rejection.
- **Battery powered:** more than 800 measurements of $500 \text{ m}\Omega$ load ∞ 2 A test

current & 15 s measurement duration.

- **Safe:** High overvoltage protection (CAT III / 600 V) allows measurement in substations and other points with low line resistance. Internal protection circuit protects user and instrument from inadvertent connection to lines.
- **Custom limits:** Pre-programmed limits with PASS/FAIL evaluation of measurement result and bright REEN/RED indicators providing visual evaluation of the results.
- **Portable:** Lightweight portable design.
- **Memory:** Up to 1500 test results with timestamp can be stored in internal memory.
- **Downloadable:** PC SW HVLink PRO enables downloading, review, analyses and printing of test results.

APPLICATION

Measurement the resistance of: In inductive mode:

- Motor & generator winding;
- Power transformer;
- Power inductors;
- Wire & cable resistance.

STANDARDS

Electromagnetic compatibility

- EN 61326 Class A

Safety

- EN 61010-1;
- EN 61010-031

TECHNICAL SPECIFICATION

FUNCTION	Measuring range	Resolution	Accuracy	Current
Resistance	9.999 mΩ	1 μΩ	±(0.25 % of reading + 2 digits)	2 A
	99.99 mΩ	10 μΩ		
	999.9 mΩ	100 μΩ	100 mA	
	99.99 mΩ	10 μΩ		
	999.9 mΩ	100 μΩ	10 mA	
	9.999 Ω	1 mΩ		
	19.99 Ω	10 mΩ		
	999.9 mΩ	100 μΩ		
	9.999 Ω	1 mΩ		
	99.99 Ω	10 mΩ		
Voltage	0 ... 49.9	0.1 V	±(2 % of reading + 2 digits)	
	50 ... 550	1 V		
Frequency	10.0 ... 99.9	0.1 Hz	±(0.2 % of reading + 1 digit)	
	100 ... 500	1 Hz		
Power supply (batteries)	9 VDC (6 x 1.5 V battery or accu, size AA)			
Operation	> 800 single measurements			
Overvoltage category	CAT III / 600 V; CAT IV / 300 V			
Protection class	Double insulation			
Display	128 x 64 dots matrix display with backlight			
Communication	RS232 and USB			
Memory	1500 memory locations			
Dimensions	140 x 80 x 230 mm			
Weight	0.8 kg			







ORDERING INFORMATION



Standard set MI 3242 (ST)

- Instrument MI 3242 MicroOhm 2A
- Test cable with Kelvin probe
- Test cable 4 wire, 2.5 m
- Crocodile clip, 4 pcs (2x black, 2x red)
- Test probe, 2 pcs (black)
- Power supply adapter
- 1.2 V NiMH rechargeable battery, 6 pcs
- RS232 serial cable
- USB cable
- Soft carrying bag
- PC SW HVLink PRO
- Instruction manual
- Calibration certificate

OPTIONAL ACCESSORIES

Photo	Order No.	Acc. description
	A 1408	Test cable Kelvin, 2,5 m
	A 1437	Test cable with Kelvin probe
	A 1333 V2	Reference resistor 750 μΩ, Class 0,1
	A 1593	Large Kelvin test clip
	A 1595	Large crocodile clip, black
	A 1596	Large crocodile clip, red

METREL D.D.

Measuring and Regulation Equipment Manufacturer
Ljubljanska 77, SI-1354 Horjul, Slovenia
T +386 (0)1 75 58 200, F +386 (0)1 75 49 226
metrel@metrel.si, www.metrel.si

Note! Photographs in this catalogue may slightly differ from the instruments at the time of delivery. Subject to technical change without notice.