

# FT-330 Series – NSF Certified

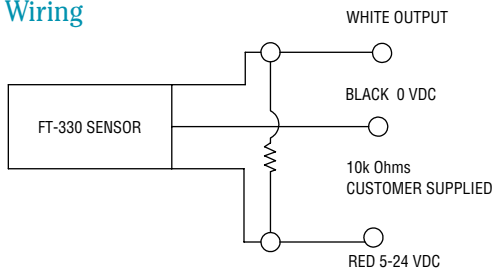
- ▶ High Accuracy:  $\pm 2\%$  of reading
- ▶ High repeatability:  $\pm 0.5\%$  of reading
- ▶ Overmolded electronics with integral cable strain reinforcement
- ▶ Measures flow rates from .2 to 4 GPM
- ▶ Lightweight plastic design for multiple mounting positions

The FT-330 is a highly accurate and repeatable, Hall Effect turbine flow sensor designed for low flow OEM applications. This low cost, NSF Certified, NSF/ANSI/CAN 61 flow sensor is ideal for water or beverage dispensing applications or any application with water based liquids. The 316SS shaft coupled with Delrin® bearings allows for accurate measurements during quick dispensing cycles. The sensor's standard power and output specifications make it easy to retrofit existing controllers.

## Specifications

<b>Materials</b>	
<b>Body</b>	Glass Reinforced PPO (Noryl)
<b>Turbine</b>	PA Composite (Nylon)
<b>Axle</b>	316 Stainless Steel
<b>Bearings</b>	Delrin® (Polyoxymethylene, POM)
<b>Inlet/Outlet Ports</b>	3/8" NPT Male
<b>Pressure</b>	
<b>Operating</b>	200 PSIG
<b>Burst</b>	1000 PSIG
<b>Operating Temperature</b>	-4°F to 176°F (-20°C to 80°C)
<b>Viscosity</b>	32 to 81 SSU (1.8 to 16 Centistokes)
<b>Recommended Filtration</b>	< 50 Microns
<b>Input Power</b>	5 to 24 VDC @ 8mA
<b>Output (Hz)</b>	NPN Sinking Open Collector @ 25mA Maximum leakage current 10µA (5k to 30k Pull-Up Resistor Required)
<b>Accuracy</b>	$\pm 2\%$ of reading
<b>Repeatability</b>	$\pm 0.5\%$ of reading
<b>Electrical Connection</b>	3 ft PVC cable #22 AWG
<b>Approvals</b>	NSF Certified, NSF/ANSI/CAN 61, RoHS

## Wiring



## How To Order

Specify Part Number based on flow rate measuring capability.

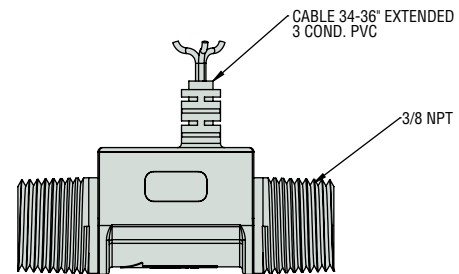
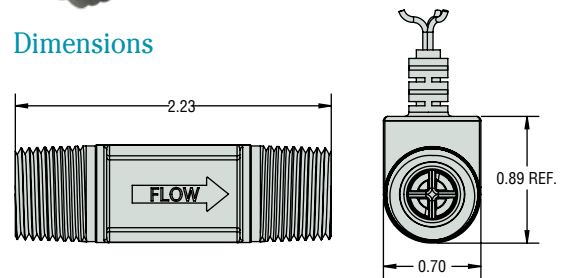
Flow Range		Frequency Out	Pulses Per Gallon	Pulses Per Liter	Part Number
GPM	LPM				
0.2 to 2	0.8 to 7.6	34 to 343 Hz	10,313	2724	226000 ⚡
0.4 to 4	1.5 to 15	29 to 343 Hz	4,994	1319	226100 ⚡

⚡ – Stock Items.

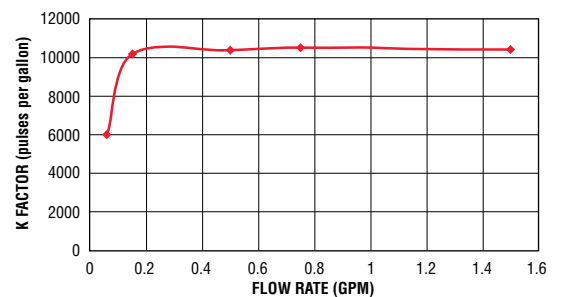


NSF approved

## Dimensions



## K-factor Chart\* - Part Number 226000



\* Consult factory for P/N 226100 K-factor chart

## Pressure Drop—Typical

