

## VW5960LPT Linear Vibration Welder Large Platform Tooling



### FEATURES

- Four rail table slide system
- Dual hydraulic lift cylinders for low table load height for tall tools
- Elevator-style front doors for easy load access to tooling
- 27 kN (6000 lb) max. Clamp force
- Integral upper mounting plate with industry standard bolt hole pattern
- Solid state 65 hp digital variable frequency drive
- Upper Tool Weight Range 28–82 kg (60 to 180 lb).
- External Hydraulic Lift Pump with 75.6 liters (20 gallon) fluid reservoir
- B&R 15" color, industrial computer HMI
- Intuitive and Interactive Comprehensive Help Menu
- Multiple Language Capability
- Automatic Tuning
- Programmable Amplitude 0.5 mm to 1.8 mm (0.020" to 0.070")
- Weld by Time and Weld by Distance capabilities
- Programmability for 6 clamp/eject valves and part-in-place sensing
- Interior Work Light
- Exterior Duplex 120 V convenience outlet
- Optical Touch Cycle Activation Switches
- Light Curtain for Single Touch Cycle Start Activation
- Input Voltage 480 V 3 Phase (Other voltages available, including 200 V, 380 V and 415 V)

### SPECIFICATIONS

- Table size 610 mm x 1575 mm (24" x 62") also maximum lower tooling size.\*
- Table opening 254 mm x 800 mm (10" x 36") maximum depth 355 mm (14")
- Low table height 660 mm (26.00")
- Upper tool plate size 945 mm x 508 mm (37.19" x 20")
- 29" (736 mm) Stroke, 360 mm (14") minimum tool height. 1090 mm (43") max. open height
- Door opening, 1041 mm (41") wide 1930 mm (76") high.

### OPTIONS


- Position adjustable cycle activation switches
- Exterior work light
- Second hydraulic power unit for clamps and slides
- Custom paint per customer specification
- Higher clamp force 36 kN (8000 lb) with reduced table speed
- Dual light curtains for automatic cycle start on door close
- Rear sliding door for robot load/unload

\* tool can in some instances hang over the back of the table by a modest amount. Consult Dukane for further information.

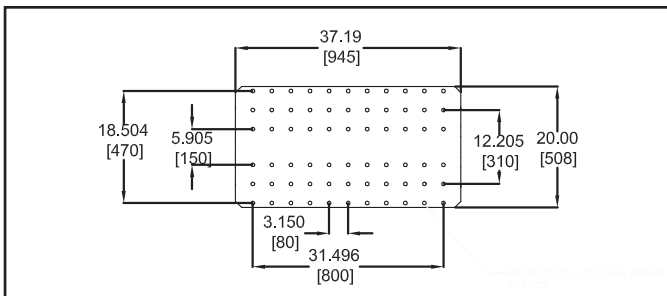


**Touch Panel User Interface**

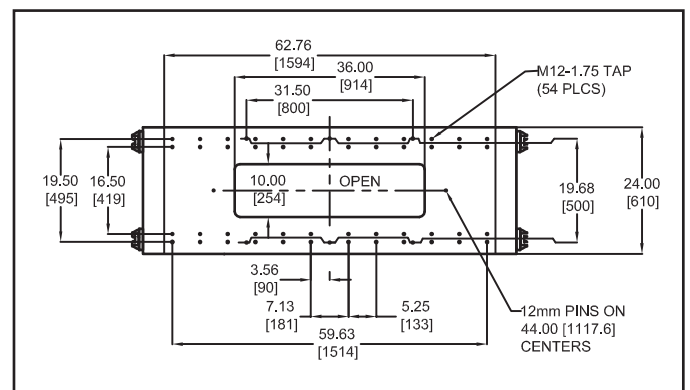
### Upper Tooling Plate



The LPT machine design incorporates an upper tooling head with an industry standard 80 mm x 80 mm mounting bolt pattern. It also includes 6 mounting holes in the lower table to accept industry standard built tooling. This machine platform is used for larger tooling that is typically seen (but not limited to) intake manifold type of parts. While we have worked hard to match industry mounting standards, the industry will have to work hard to compete with our super rigid table, frame and slide assembly that has become the hallmark of Dukane vibration welding machines.



### Optional Quick Change Tool Cart

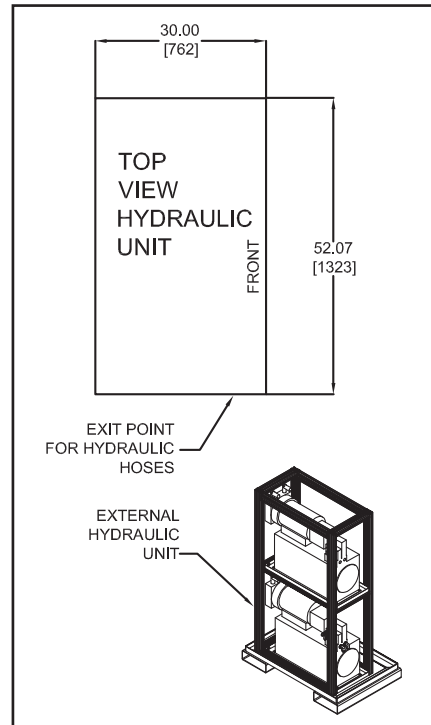



**Lower Tool Plate**

## Linear Vibration Welder and Hydraulic Unit



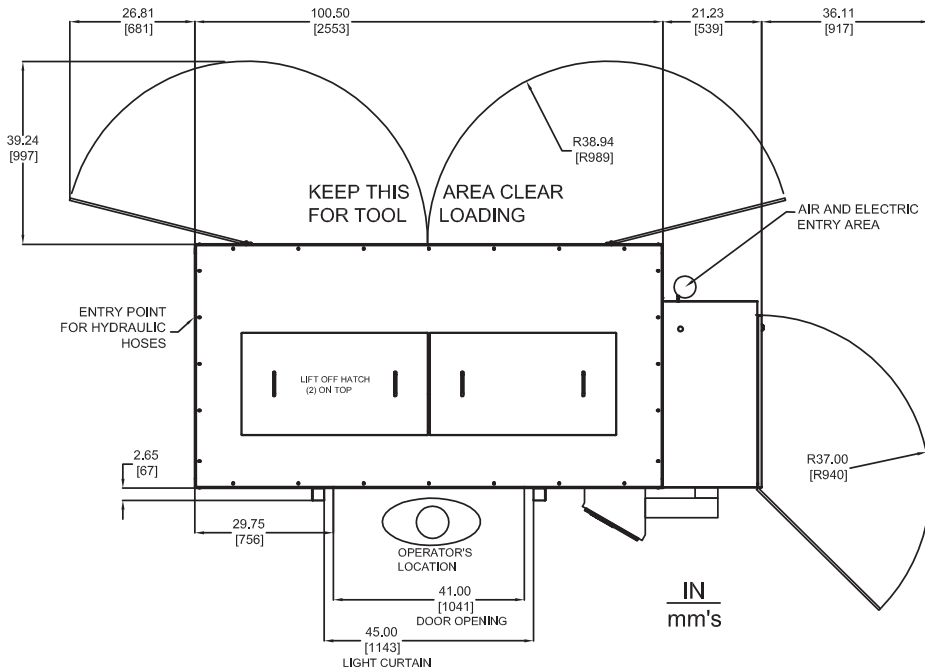
## Hydraulic Unit



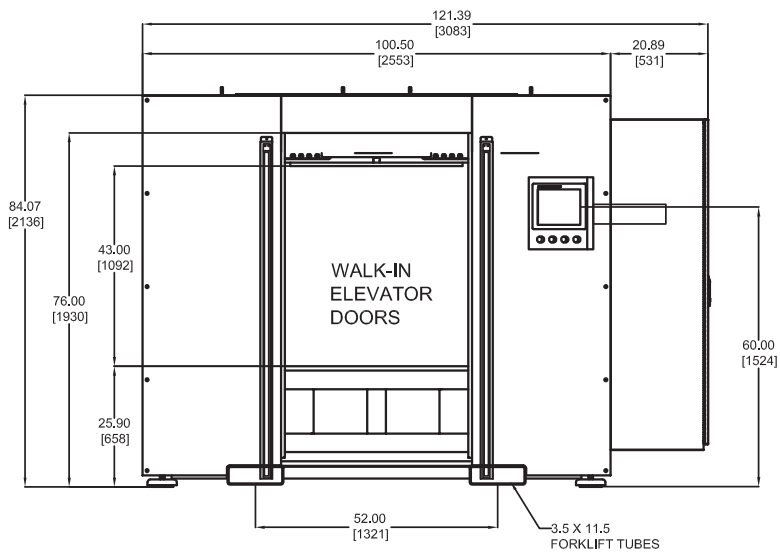
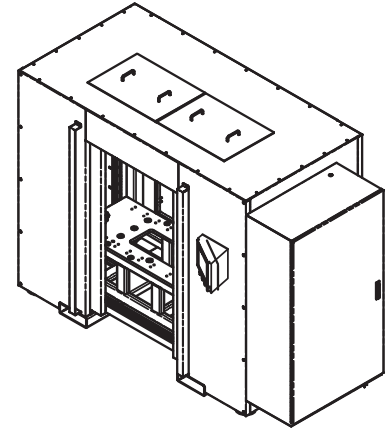
# Vibration Welder Model VWB5960LPT Floor Layout

**NOTES:**

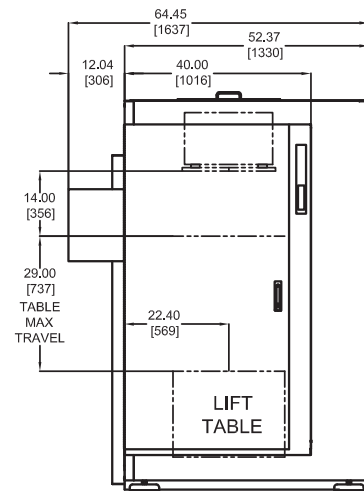
- 1) HYDRAULIC UNIT MUST BE WITHIN 10 FEET OF ENTRY LOCATION ON LEFT SIDE OF MACHINE.
- 2) ALLOW A MINIMUM OF 10' BEHIND MACHINE FOR TOOL LOADING AND UNLOADING.
- 3) MACHINE WEIGHT APPROX. 8000 LBS. USE FORKLIFT TO MOVE MACHINE AND HYDRAULIC UNIT.
- 4) MACHINE GUARDING IS PART OF MACHINE AND IS MOVED AS A UNIT WITH MACHINE.
- 5) ALLOW MINIMUM OF 5' ABOVE MACHINE FOR REMOVAL OF UPPER ACCESS HATCHES.
- 6) LIFT TABLE LOAD HEIGHT IS PROGRAMMABLE.
- 7) POWER REQUIREMENTS: 460 VAC, 3PH, 60 HZ, 40 AMPS.
- 8) AIR REQUIREMENTS: MIN 75 PSI, 2 SCFM CLEAN, DRY.



**TOP VIEW**



**FRONT VIEW**



**RIGHT SIDE VIEW**

