


T16 Thermal Breakers



The Techna T16 Series 'Push to Reset' Single Pole Circuit Breaker is based on a proven snap-acting bimetallic thermal sensing element system.

T16 Series Circuit Breakers accurately sense overload conditions and interrupt the flow of current. The resettable actuator mechanism then remains disengaged until manually reset. This trusted family of Circuit Breakers uses proven technology and does so at a very economical price.

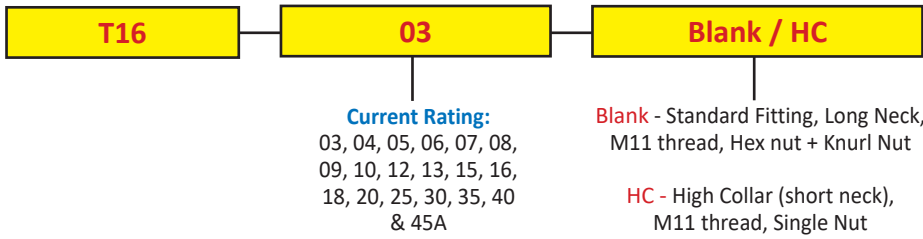
The T16 Series offers current ratings from 3A to 45A*, and is suitable for a diversity of applications. Our products are carefully calibrated and tested to ensure reliable performance under a variety of operating conditions.

T16 Technical Specification

Certifications	CE, UL, VDE (up to 16A)
Rated Voltage	125 / 250 Vac (50/60Hz), 32 Vdc
Interrupting Capacity	1000A
Resettable Overload Capacity	10 times rated current
Reset Time	Minimum 1 minute
Dielectric Strength	1,500 Vac 1 minute
Insulation Resistance	100 MΩ
Voltage Drop	Less than 0.25V
Temperature Rise at Terminal Block	Less than 65°C (117°F)
Accessories	Nameplate, Hex Nut, Knurl Nut (see page 57)
* Due to ongoing technological advances, consult Techna for maximum current ratings	

Techna CIRCUIT PROTECTION

T16 Ordering Scheme (Quick Code)



De-rating Multiplication Factors For Ambient Temperatures								
Current Rating (A)	Temperature							
	°C	+10	20	25	+30	+40	+50	+60
3 to 30A	Factor	.77	.91	1.00	1.11	1.25	1.43	1.67

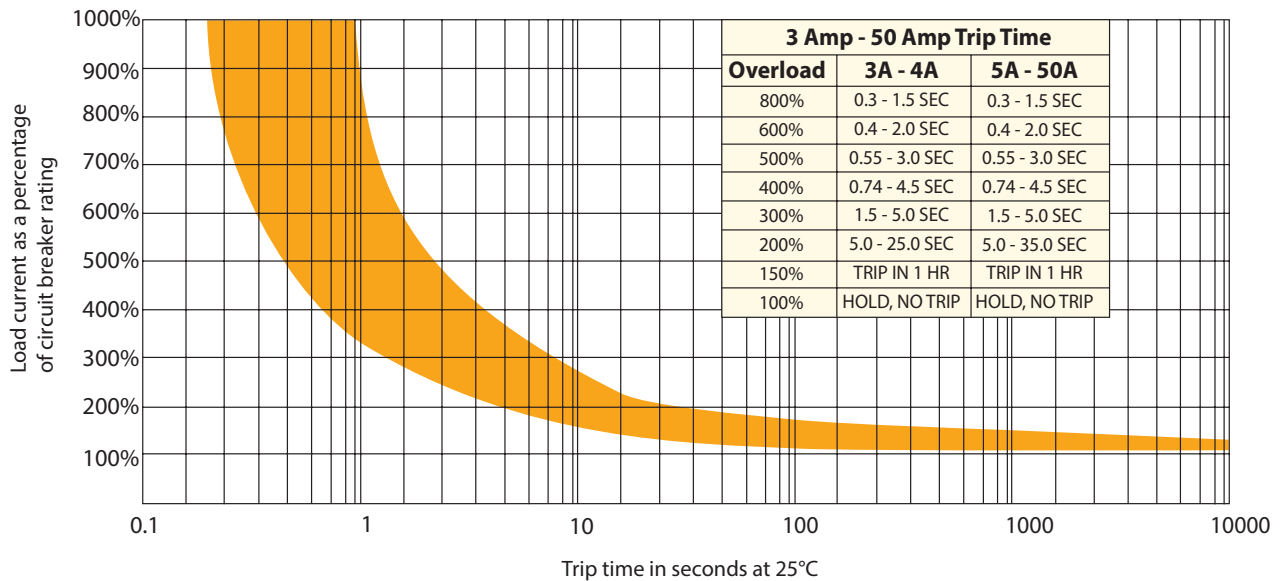
For Example:

Your circuit draws a 10A current and is operating at an ambient temperature of 40°C.

From the table above at 40°C the multiplication factor is 1.25.

10A x 1.25 = 12.5 so you should use a 12A or 13A breaker for a 10A load operating at 40°C.

T16 Trip Curves



Techna CIRCUIT PROTECTION

T16 Accessories

Nameplate Type		Mounting Type			
Dustcap					
			Knurlnut	Hexnut	Integrated Knurlnut

Terminal Type

.250 Tab	.250 Tab	.250 Tab	.250 Tab	#8-32	#8-32
Straight	45° Bend	90° Bend	90° Bend Backward	Screws	Lockwasher

Panel Hole						
Bushing Type						
		M11X1.0	M11X1.0	3/8"-24UNF	M12X1.0	
		Snap In I	Snap In II	A Type	B Type	C1 Type
		D Type				

T16 Ordering Scheme (Long Code with Extended Options)

T16	Current Rating	Voltage	Button	Bushing	Terminal	Nameplate	Mounting Hardware	Hardware Packaging
	03A, 04A, 05A, 06A, 07A, 08A, 09A, 10A, 12A, 13A, 15A, 16A, 18A, 20A, 25A, 30A, 35A, 40A, 45A	2 Up to 250Vac/50Vdc	1 Black 2 White 3 Black w/ Ver White Print 4 White w/ Ver Red Print 5 White w/ Ver Black Print 6 Black w/ Hor White Print 7 White w/ Hor Red Print 8 White w/ Hor Black Print 9 Red	1 Snap In I (P) 2 B Type (M) 4 A Type (M) 5 A Type (P) 6 C1 Type (M) 7 C1 Type (P) 8 D Type (M) 9 Snap In II (P)	1 .250 Tab Straight 2 .250 Tab Bend 45° 6 .250 Tab Bend 90° 7 .250 Tab Bend 90° Backward A #8/32 Screw Bent 45° D #8/32 Screw Bent 90°	0 None 2 Black Plastic	0 None 4 Knurlnut (M) 6 Hex Nut (M) 7 Integrated Knurlnut (P) 9 Hex Nut & Knurlnut (M)	0 Assembled to Bushing 1 Bulk

NOTE: (P) Plastic, (M) Metal