

MESSKO® BeTech TEMPERATURE INDICATORS ORDERING SPECIFICATIONS.



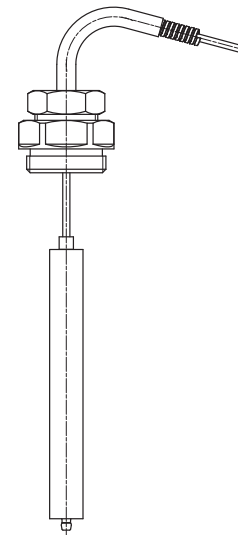
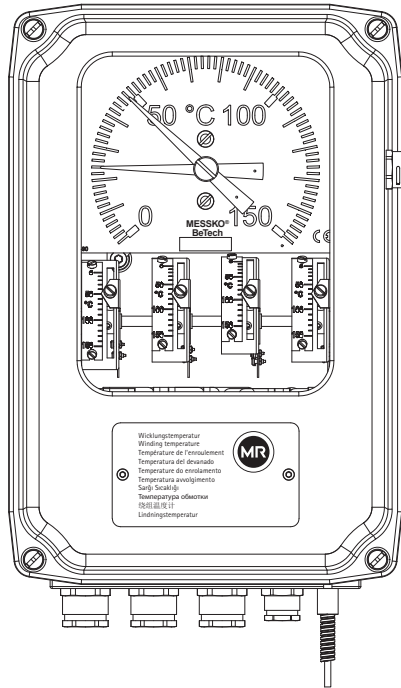
Project/Reference: _____

Type of instrument	
<input type="checkbox"/>	Oil temperature indicator
<input type="checkbox"/>	Winding temperature indicator with matching resistance MRB110-1 (CTmax = 2.2 A)
<input type="checkbox"/>	Winding temperature indicator with matching resistance MRB110-2 (CTmax = 2.65 A)
<input type="checkbox"/>	Winding temperature indicator without matching resistance (CTmax = 2.3 A)

Measuring range	
<input type="checkbox"/>	0 ... +150 °C
<input type="checkbox"/>	-20 ... +130 °C
<input type="checkbox"/>	0 ... +160 °C
<input type="checkbox"/>	-40 ... +160 °C
<input type="checkbox"/>	High accuracy range (otherwise standard)
Other on request	

Bulb type		
<input type="checkbox"/>	Square flange 4 holes	no. 1
<input type="checkbox"/>	G3/4"B (=BSP3/4")	no. 2
<input type="checkbox"/>	G3/4"B Female thread	no. 2F
<input type="checkbox"/>	G1"B (=BSP1)	no. 5
<input type="checkbox"/>	7/8" - 14UNF, bulb Ø 12.2 mm	no. 6
<input type="checkbox"/>	G3/4"B (=BSP3/4)	no. 8
<input type="checkbox"/>	G1"B, bulb Ø 12 mm	no. 9
<input type="checkbox"/>	G3/4", bulb Ø 12 mm	no. 10
<input type="checkbox"/>	M22 x 1.5 mm	no. 22
<input type="checkbox"/>	M27 x 2 mm	no. 27

Analog output	
<input type="checkbox"/>	4 - 20 mA
<input type="checkbox"/>	4 - 20 mA and 0 - 5 V
<input type="checkbox"/>	0 - 5 V
<input type="checkbox"/>	Pt100
<input type="checkbox"/>	No analog output
Other on request	



Color	
<input type="checkbox"/>	RAL 7033 (standard)
<input type="checkbox"/>	RAL 7038 (similar ANSI 70 light grey)
<input type="checkbox"/>	RAL 7033 Offshore
Other colors on request	

Length of capillary tube	
<input type="checkbox"/>	4 m capillary tube
<input type="checkbox"/>	6 m capillary tube
<input type="checkbox"/>	8 m capillary tube
<input type="checkbox"/>	10 m capillary tube
<input type="checkbox"/>	12 m capillary tube
<input type="checkbox"/>	2 to 20 m capillary tube

Color inscription	
<input type="checkbox"/>	Black text on white instrument dial
<input type="checkbox"/>	White text on black instrument dial
Other on request	

Microswitches	
<input type="checkbox"/>	2 Microswitches
<input type="checkbox"/>	3 Microswitches
<input type="checkbox"/>	4 Microswitches
<input type="checkbox"/>	5 Microswitches
<input type="checkbox"/>	MBO microswitches (otherwise stand. type)
Other on request	

Cable gland	
<input type="checkbox"/>	M20 x 1.5
<input type="checkbox"/>	Pg16 converter
Other connections on request	

Window	
<input type="checkbox"/>	Laminated safety glass (standard)
<input type="checkbox"/>	UV-stabilized poly carbonate (optional)

Housing	
<input type="checkbox"/>	IP55: Standard mounting
<input type="checkbox"/>	IP65: Standard mounting
<input type="checkbox"/>	IP55: Seismic style mounting
<input type="checkbox"/>	IP65: Seismic style mounting
<input type="checkbox"/>	IP55: Polar execution
<input type="checkbox"/>	IP65: Polar execution
Other on request	

Please enclose this order form filled in the order.

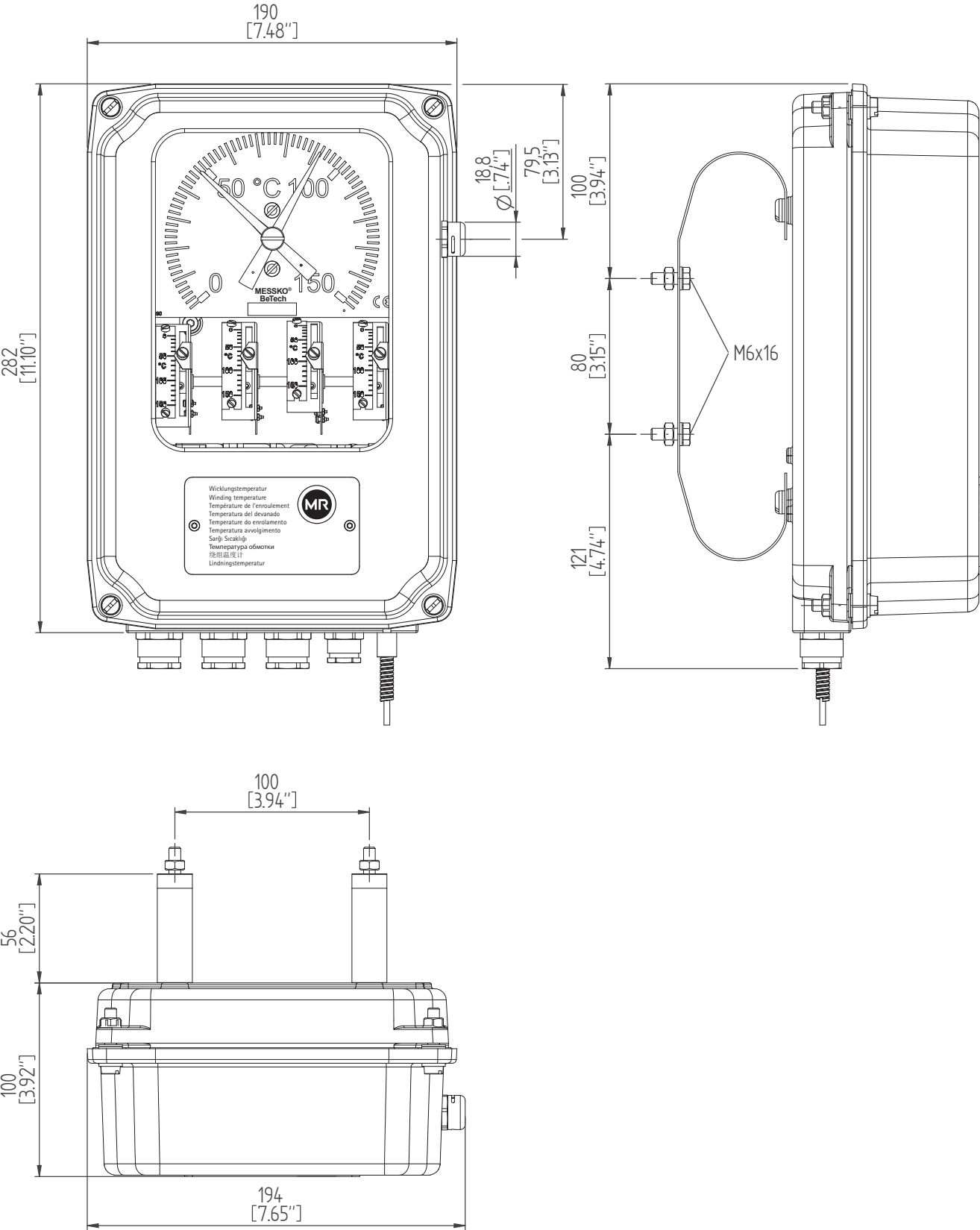
TECHNICAL DATA

MESSKO® BeTech.

MESSKO® BeTech	Technical data
Materials	
Housing	Die casted aluminium, polyester powder coated, RAL7033 (RAL7038 optional)
Viewing glass	Laminated safety glass as a standard (optional: UV stabilized polycarbonate)
Thread joint	Square flange 4 holes; G $\frac{3}{4}$ "; G1"; $\frac{7}{8}$ "-14UNF; other thread joints on request
Cable gland	Up to 3 x M20 and 1 x M16 or 3 x PG16 adaptor
Characteristic data	
Measuring range	0 ... 150 °C or -20 ... 130 °C or 0 ... 160 °C or -40 ... 160 °C; other ranges on request
Indication accuracy	± 3 °C (30-150 °C) (optional: ± 2 °C or 1.5 °C)
Place of installation	Indoors and outdoors, tropical and arctic climates
Ambient temperature	-40 ... +70 °C (optional: polar execution down to -60 °C)
Insulation voltage	2.5 kV 50 Hz 1 min
Protection class	IP 55 in acc. with EN60529 (optional: IP 65)
Analog output	4-20 mA; 4-20 mA and 5 V DC; 0-5 V DC; Pt100
Weight	Approx. 4 kg
Micro-switches	
Number	2, 3, 4 or 5
Switch rating	Standard SPDT 250 V AC / 15 A; (optional: MBO SPDT 250 V AC / 10 A or 250 V DC / 5 A, DPDT or gold plated SPDT)
Switch hysteresis	12 \pm 2 °C; others on request
Built-in matching resistance	
Winding temperature indicator with MRB110-1	For CTmax 2.2 A cont.; setting range 0 - 80% of input current
Winding temperature indicator with MRB110-2	For CTmax 2.65 A cont.; setting range 45 - 85% of input current

DIMENSIONS

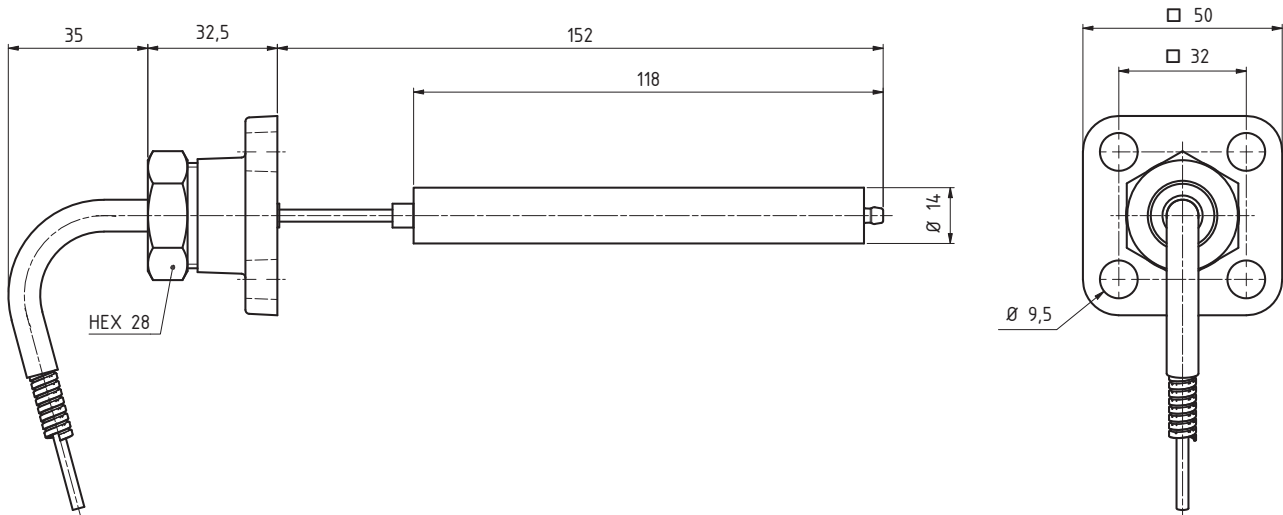
MESSKO® BeTech - THERMOMETER.



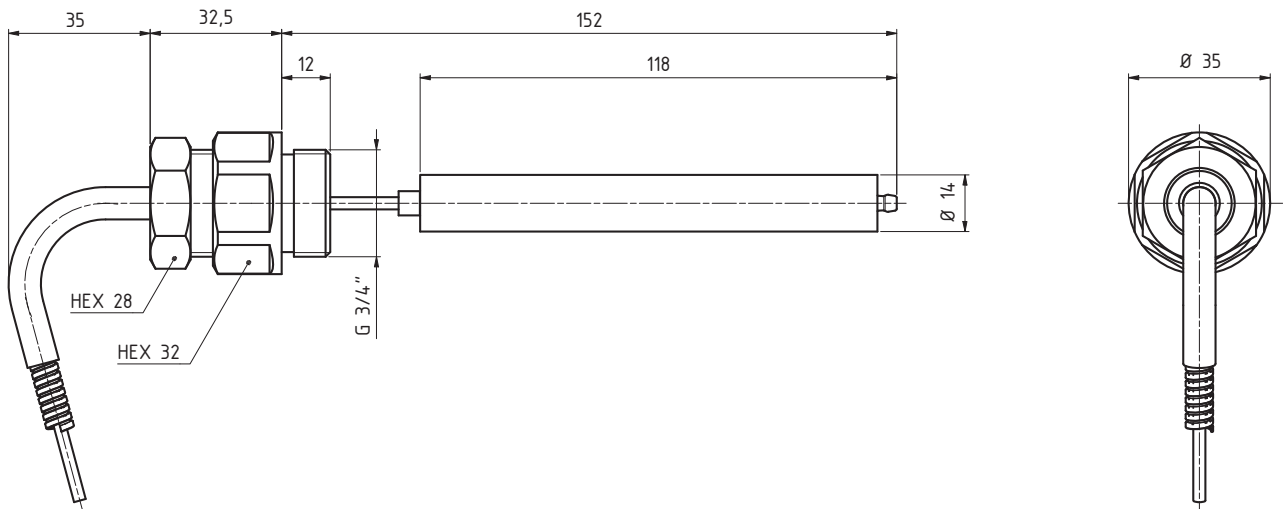
DIMENSIONS BULBS

MESSKO® BeTech - THERMOMETER.

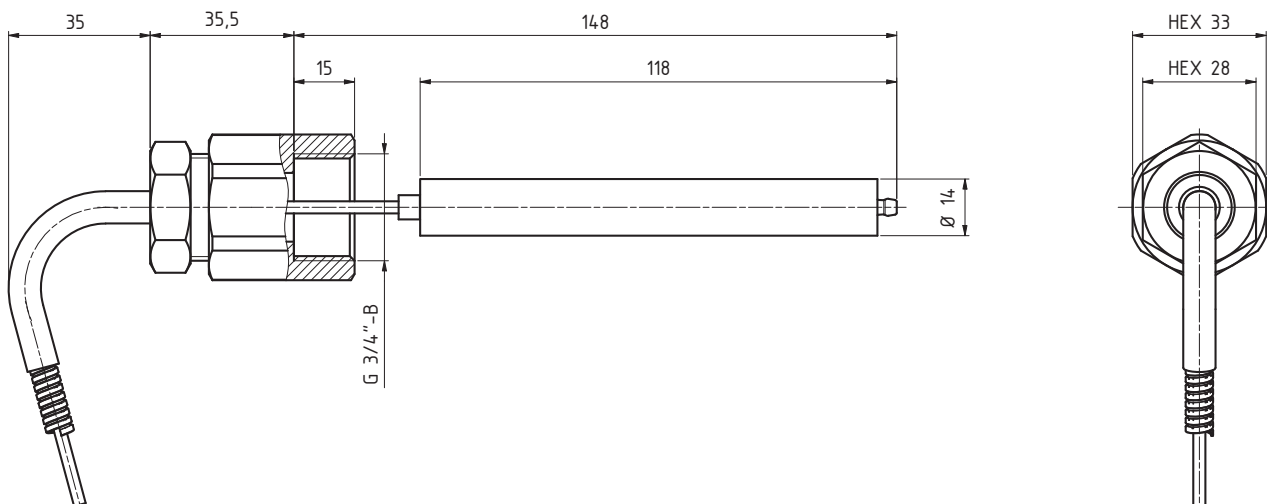
MESSKO® BeTech bulb no. 1



MESSKO® BeTech bulb no. 2



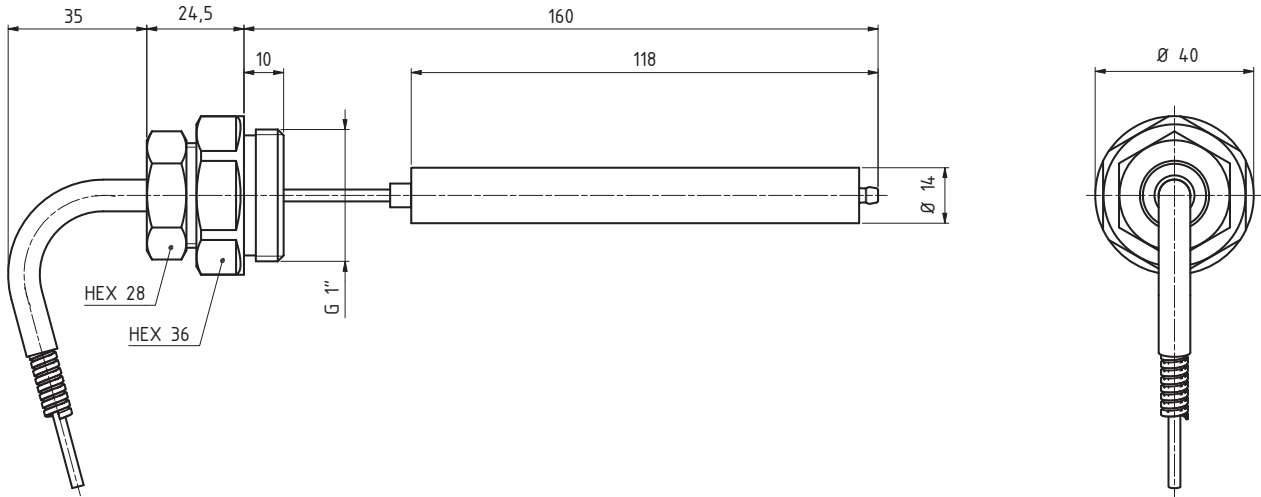
MESSKO® BeTech bulb no. 2F



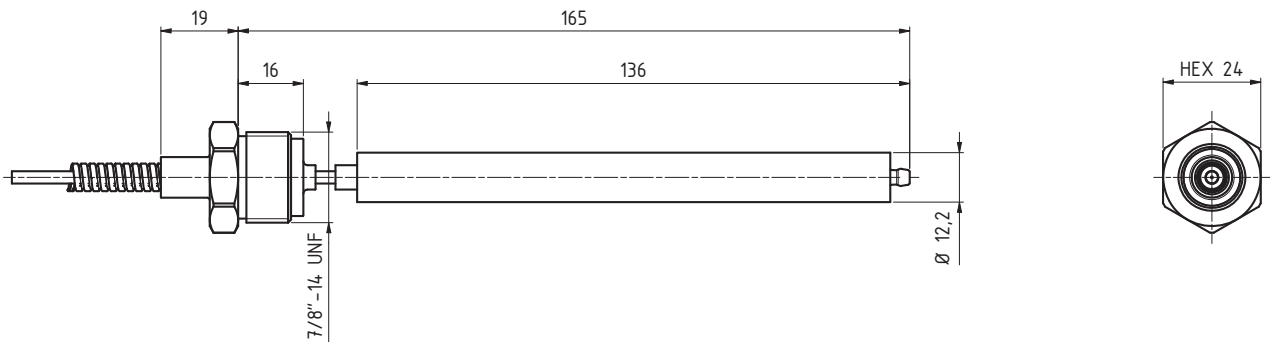
DIMENSIONS BULBS

MESSKO® BeTech - THERMOMETER.

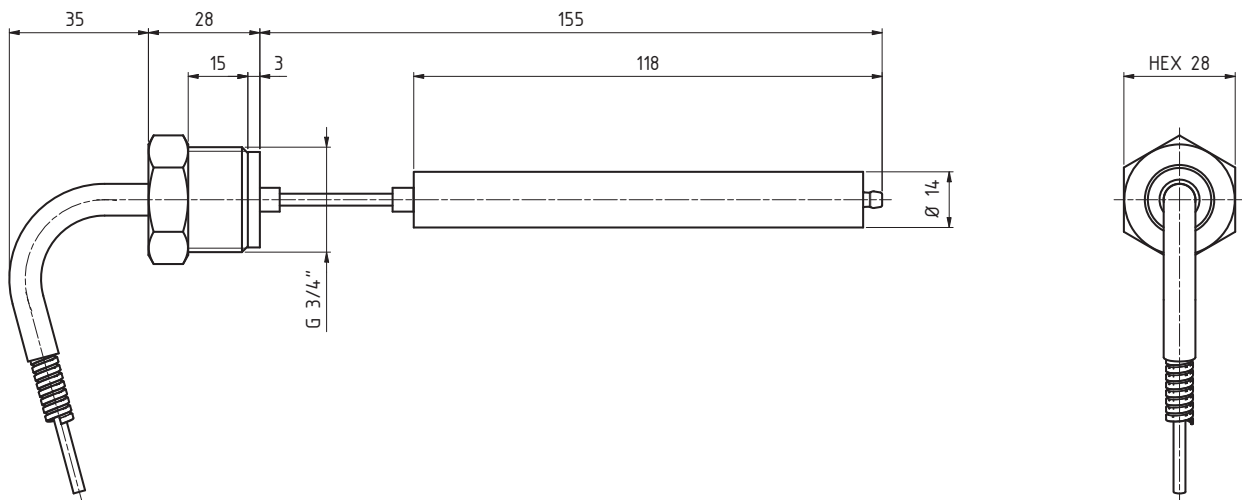
MESSKO® BeTech bulb no. 5



MESSKO® BeTech bulb no. 6



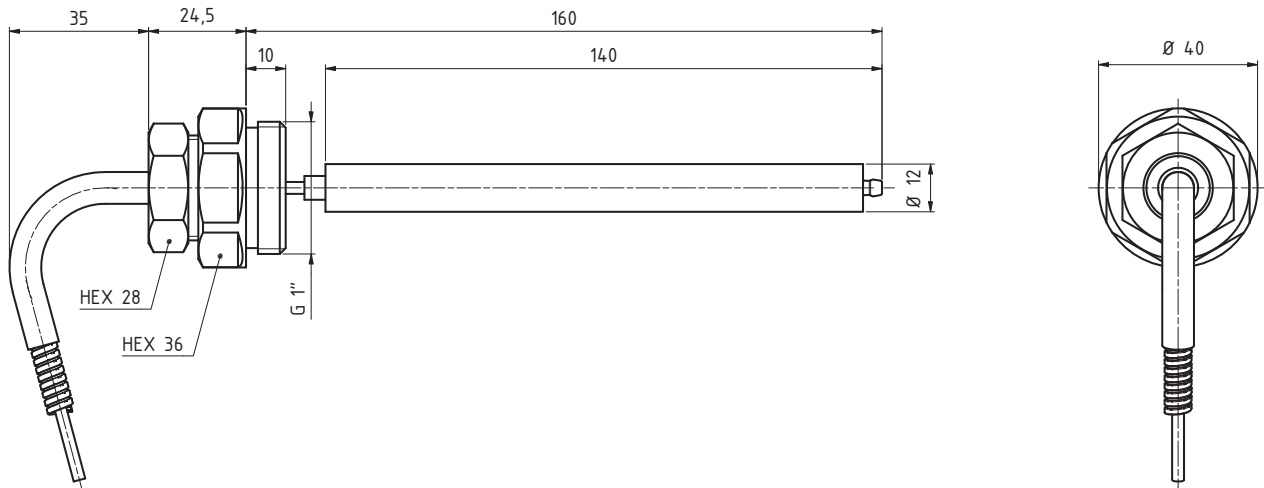
MESSKO® BeTech bulb no. 8



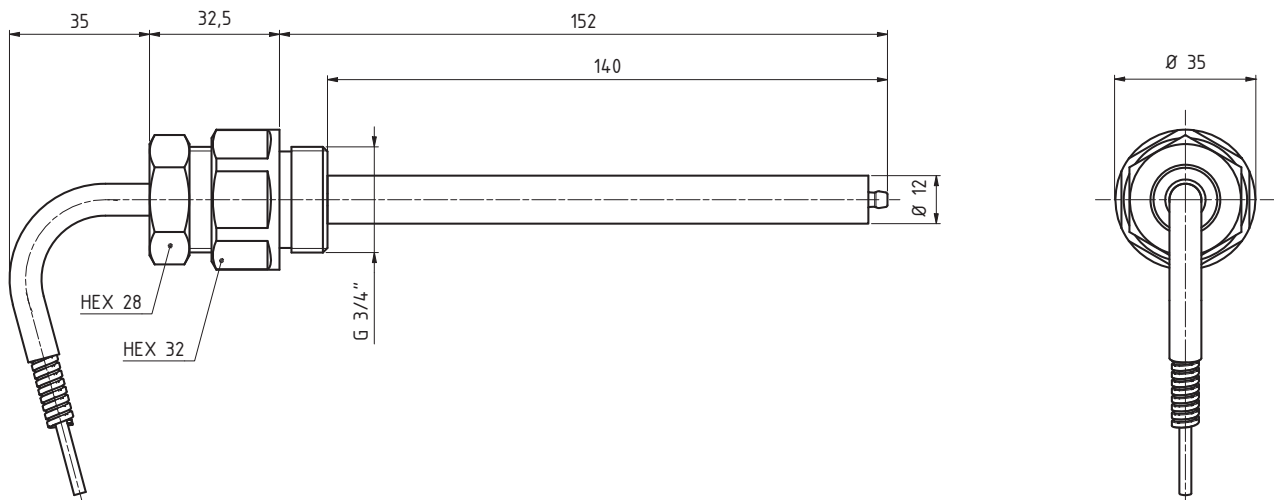
DIMENSIONS BULBS

MESSKO® BeTech - THERMOMETER.

MESSKO® BeTech bulb no. 9



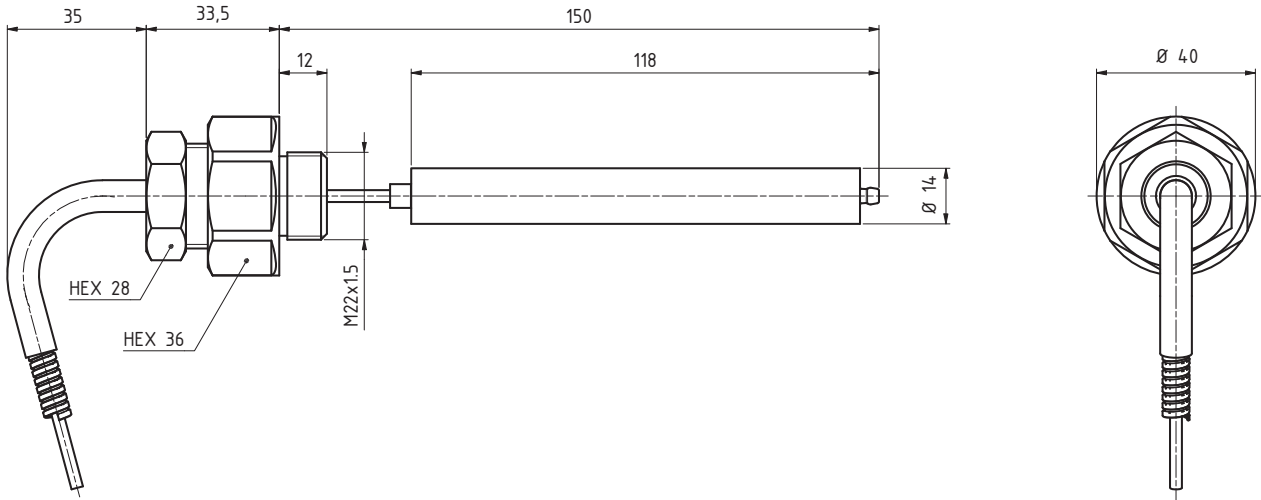
MESSKO® BeTech bulb no. 10



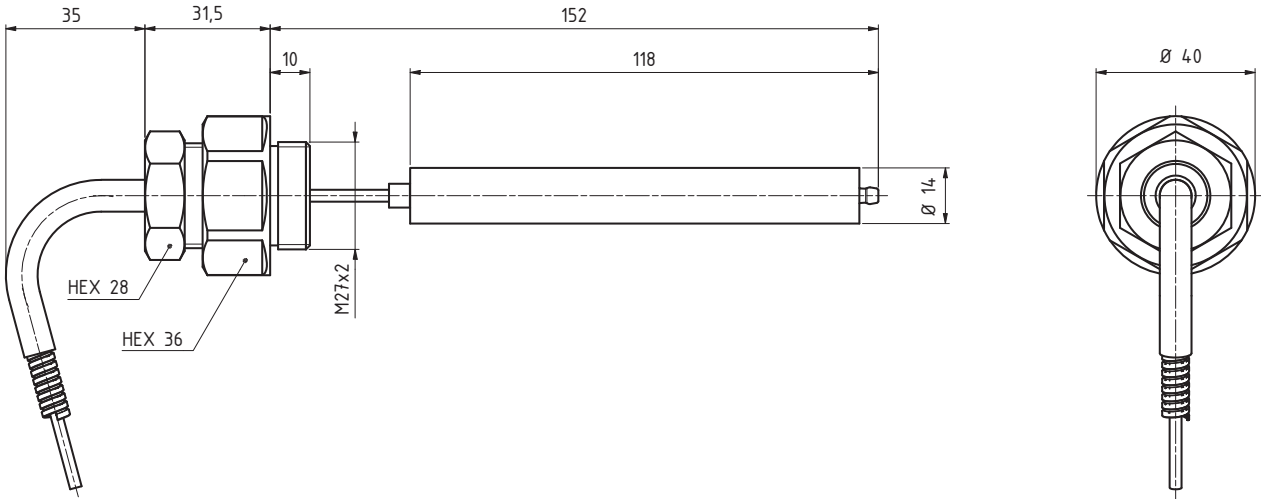
DIMENSIONS BULBS

MESSKO® BeTech - THERMOMETER.

MESSKO® BeTech bulb no. 22



MESSKO® BeTech bulb no. 27



Messko GmbH

Gewerbegebiet An den Drei Hasen
Messko-Platz 1
61440 Oberursel, Germany

Phone: +49 6171 6398 0
Fax: +49 6171 6398 98
Email: messko-info@reinhausen.com

www.reinhausen.com/messko

Please note:

The data in our publications may differ from the data of the devices delivered. We reserve the right to make changes without notice.

TD3527173/02 – MESSKO® BeTech –
79151702 – 01/19 – ©Messko GmbH 2019

THE POWER BEHIND POWER.

