

# MRX3 MRX5



Modular industrial router



## MRX - the flexible power

Powerful and versatile for individual solutions

The modularity of the MRX routers makes it possible to put together a customised router for each individual application. With extensive routing functionality and high IT security, the MRX is well suited for remote access to critical infrastructures and machinery. Thanks to the plug & play connection to cloud services and applications, remote access and monitoring can be implemented quickly and easily.

	<p><b>Flexibility of design</b> Modular design enables customised routers for different scenarios</p>		<p><b>Easy remote access &amp; device updates</b> Plug &amp; play - connection of VPN service and central device management</p>
	<p><b>Flexible expandability</b> Simple and future-proof addition of interfaces with plug-in cards (MRcards)</p>		<p><b>Extensive routing functions</b> Multiple local IP networks, RSTP and connection with parallel VPN</p>
	<p><b>Universal WAN technologies</b> Internet access via 4G/DSL/LAN and fibre optics, can also be combined as a failover</p>		<p><b>High security levels</b> Hardened operating system, extensive monitoring and security functions</p>
	<p><b>Many application interfaces</b> Up to 17 Ethernet ports; serial interfaces; digital and analogue I/Os</p>		<p><b>IoT-ready</b> Local data processing as well as connection to IoT platforms and cloud systems</p>

# MRX (Basic Variants)

## Technical Data

Mobile communication (only MRX LTE)	
Frequency bands MRX LTE from vers. 1.2 (worldwide)	<p>4G/LTE: 1 (2100 MHz), 2 (1900 MHz), 3 (1800 MHz), 4 (2100/1700 MHz, AWS), 5 (850 MHz), 7 (2600 MHz), 8 (900 MHz), 12 (700 MHz), 13 (700 MHz), 18 (850 MHz), 19 (850 MHz), 20 (800 MHz), 26 (850 MHz), 28 (700 MHz), 38 (2600 MHz), 40 (2300 MHz), 41 (2500 MHz), 66 (2100 MHz)</p> <p>LTE Cat. 4 (DL: 150 Mbps, UL: 50 Mbps)</p> <p>3G/UMTS/HSPA: 1 (2100 MHz), 2 (1900 MHz), 3 (1800 MHz), 4 (2100/1700 MHz AWS), 5 (850 MHz), 6 (800 MHz), 8 (900 MHz), 19 (850 MHz)</p> <p>HSDPA, HSUPA (DL Cat. 10, UL Cat. 6)</p> <p>2G/GPRS/EDGE: 850, 900, 1.800, 1.900 MHz; GPRS/EDGE class 12</p>
Frequency bands MRX LTE up to vers. 1.1*	<p>4G/LTE: 1 (2100 MHz), 3 (1800 MHz), 7 (2600 MHz), 8 (900 MHz), 20 (800 MHz)</p> <p>LTE Cat. 3 (DL: 100 Mbps, UL: 50 Mbps)</p> <p>3G/UMTS/HSPA: 1 (2100 MHz), 3 (1800 MHz), 8 (900 MHz); UMTS, HSPA+ (DL Cat. 24, UL Cat. 6)</p> <p>2G/GPRS/EDGE: 900, 1.800 MHz; GPRS/EDGE class 12</p>
Antenna connection	2x SMA female (Main antenna, optional additional antenna MIMO)
SIM	Slot for 1 Mini-SIM card (2FF), locked
Dual APN	Splitting of mobile data traffic over 2 APNs, e.g. separation of user and management data
Cellular Status	Signal field strength, RSSI, RSCP / Ec/No, RSRP / RSRQ, Cell-ID, Location-ID
VDSL/ADSL (only MRX DSL)	
DSL standards	<p>MRX DSL-A (Annex A):</p> <ul style="list-style-type: none"> <li>- VDSL2 G.993.2 Profile 8b, 8c, 8d, 12a, 12b, 17a. 30a, VDSL2 Vectoring G.993.5</li> <li>- ADSL/ADSL2/ADSL2+ G.992.1 Annex A, G.992.3. Annex A/L/M, G.992.5 Annex A and M, T1.413</li> </ul> <p>MRX DSL-B (Annex B):</p> <ul style="list-style-type: none"> <li>- VDSL2 G.993.2 Profile 8a, 8b, 8c, 8d, 12a, 12b, 17a. 30a, VDSL2 Vectoring G.993.5</li> <li>- ADSL/ADSL2/ADSL2+ G.992.1 Annex B, G.992.3. Annex B, G.992.5 Annex B and J</li> </ul>
DSL connection	RJ45 connector
Hardware interfaces	
Ethernet ports	5 x RJ45 shielded, 10/100 MBit/s, Full/half duplex, Auto MDI-X, 1.5 kV isolation voltage
Ethernet function	Assignment to IP network freely configurable per port, link up/down detection, configuration port
Inputs	2 digital inputs (available in all basic variants), status can be monitored: 1x low active (connection to GND) 1x high active (connection to 10...24 V DC, as per EN 61131-2, type 1)
Displays (LEDs)	Power, WAN (Internet connection), Info (configurable), Signal (for mobile radio), DSL (for DSL)
Further interfaces	Optional addition of MRcards (modular design)
Network	
Network functions	5 local IP networks, IP static/DHCP/TCP, UDP, IPv4, IPv6, NTP, DHCP, DNS, HTTP/S, ARP, SSH, 802.1Q VLAN incl. tags and trunk ports
Service	DHCP Server v4/v6 per IP network, DHCP relay, NTP server, DNS, DynDNS, IPv6 Router Advertiser
Routing	Static routing, routing priority, RSTP, dynamic routing (OSPF, BGP, RIPv1, RIPv2, RIPvng)
WAN redundancy/failover	Several WAN connections configurable also in parallel operation, fallback level for connection breakdown (failover), event-based WAN changeover (see events)
Connection check	Periodic, ping/icmp, DNS request, link up/down
DSL	PPPoA and PPPoE (MRX3/5 DSL und MRcard PD-A/B); external DSL modems: PPPoE
NAT/PAT	SNAT/DNAT (masquerade, netmapping, port forwarding, IP forwarding) unlimited number of rules
VPN	
icom Connectivity Suite	Supports VPN service for remote maintenance, remote access and M2M-communication
OpenVPN	Client/server, several parallel tunnels, server with up to 20 clients, tls-auth/tls-crypt, dead peer detection (DPD) RC2 40-128 Bit, IDEA 128, CAST5 128 Bit, SHA1, SHA 224-512
OpenVPN encryption:	Blowfish 128 Bit, DESX 192 Bit, DES 64 Bit, DES EDE 128 Bit, DES EDE3 192 Bit, AES 128-256 Bit,

# MRX (Basic Variants)

## Technical Data

	RC2 40-128 Bit, IDEA 128, CAST5 128 Bit, SHA1, SHA 224-512
IPsec	IKEv1, IKEv2 (automatic, fix), several parallel tunnels, pre-shared keys, certificates, tunnel mode, transport mode, dead peer detection (DPD)
IPsec encryption	DES EDE3 192 Bit, AES 128-256 CBC/GCM, SHA1, MD5, SHA 256-512, DH-Group 1-31 (Diffie-Hellman 768 - 25519), ChaCha20-Poly1305
GRE	GRE via IPsec, point-to-point, multipoint
PPTP	PPTP client/server; PAP/CHAP/MS CHAP/MS CHAP V2; MPPE 40-128
Dynamic VPN	Dynamic multipoint VPN (GRE, IPsec, NHRP, EIGRP, OSPF, RIPv1/v2, BGP)
<b>IT security</b>	
Authentication	Pre-shared key, X.509 certificates, RADIUS, access rights (read, write, status)
Firewall / netfilter	IP filters (stateful firewall) also in VPN tunnel; packet filter: TCP, UDP, ICMP, ESP, AP, GRE; MAC filter; pre-defined firewall rules can be activated
Security	Bootimg signed firmware, HTTP/HTTPS attack prevention; response upon events: configuration change, link up/down, restart, login attempt, netfilter violation, password hashing
<b>IoT and Cloud (icom Data Suite, license required)</b>	
Function icom Data Suite	Machine connection and data processing; connection to cloud and SCADA Systems; arithmetic & logic functions; data logger; dashboard
Data acquisition	CODESYS, Modbus TCP/RTU, MQTT, Siemens S7, OPC UA Client, IEC 60870-5-101, digital input, analogue input (if present)
Data transmission	MQTT, OPC UA Server, IEC 60870-5-104, Modbus TCP/RTU, e-mail, SMS, SFTP, digital input, analogue input (if present)
IoT platforms	MQTT compatibility: Thingsboard, Cumulocity, AnyViz, Azure IoT Hub, Bosch IoT Suite, AWS IoT Core
<b>Events &amp; Actions</b>	
Event & Action Handler	Notification, alarming, diagnosis, attack detection, fault handling, operation and commissioning logic
Events / alarms (selection)	Change: digital input, Ethernet port, WAN chain, profile status, supply input (with MRX), cellular field strength; timer expired, firewall violation, login attempt detection, pulse sequence on digital input, counter, netfilter rule
Event-triggered actions (selection)	Messages via e-mail, SMS (only LTE variants), SNMP traps, MCIP; switch profile, switch connection, change modem state, start timer, switch output or pulse sequence, activate firmware, reset, restart container
<b>Programming environment/scripting</b>	
Container environment	Installation of several application containers, container with own IP end point, assignment to IP networks - full firewall and routing transparency; access control, SDK available
Lua scripting	Lua interpreter for own scripts
<b>Monitoring and Management</b>	
Monitoring	SNMP traps and agent, configurable system logs, remote syslog, link up/down detection, netfilter violation
Certificate management	SCEP, CRL
icom Router Management	Supports central router management for FW updates, configuration management, connection monitoring, container updates, mass rollout, certificate management, available as public/private cloud (server) installation or onPremises
<b>Administration</b>	
Configuration	Web Interface HTTP(S) with session management, command line interface (CLI), Telnet, SSH, configuration profiles as ASCII and binary file, ample configuration profiles event-triggered, REST API
Diagnosis tools	Ping/icmp, tcpdump, traceroute, DNS lookup, AT commands, port mirroring
FW update	Incremental, failsafe, update server (HTTP, FTP, HTTPS, FTPS), icom Router Management (WebSocket)
System time	NTP client and server, buffered real time clock
Help	Web interface: inline help, online help; example profiles, plausibility check, Configuration Guides
<b>Supply</b>	
Voltage	12 ... 24 V DC (±20 %), 2 supply connections with changeover detection, reverse-polarity protected

# MRX (Basic Variants)

## Technical Data

Terminals	5-pin push-in terminal connectors (maintenance free), rigid/flexible conductors up to 2.5 mm <sup>2</sup>	
Power consumption (basic variants without further MRcards)	MRX DSL:	typical approx. 6.5 W, max. 8.0 W
	MRX LAN:	typical approx. 2.0 W, max. 3.5 W (depending on data throughput amongst others)
	MRX LTE:	typical approx. 2.5 W, max. 8.0 W
<b>Ambient conditions</b>		
Dimensions	MRX3:	82 x 117 x 88 mm (W x D x H)
	MRX5:	136 x 117 x 88 mm (W x D x H)
Weight	MRX3 LAN:	285 g
	MRX3 LTE/DSL:	300 g
	MRX5 LAN:	355 g
	MRX5 LTE/DSL:	370 g
Mounting	DIN rail mounting, Horizontal pitch (HP) on DIN rail : 8 HP (MRX 5) ; 5 HP (MRX 3)	
Operating temperature	-30....+75 °C <sup>2</sup>	MRX LAN, MRX LTE
	-25....+60 °C <sup>3</sup>	MRX DSL
Humidity	0 ... 95 % (non-condensing)	
IP rating	Housing: IP40	
<b>Approvals &amp; Standards</b>		
Certifications	All variants: CE, UKCA Additionally for variants MRX LAN 1.x and MRX LTE 1.2: FCC part 15 class B, IC, UKCA	
EMC	Emission: EN 55032 class B, EN 61000-6-3; immunity: EN 55024, EN 61000-6-2	
Safety	IEC/EN 62368	
Environmental conditions	Vibration/shock as per PLC standard EN 61131-2 and EN 60068-2-6, EN 60068-2-27; Temperature tests as per EN 60068-2-1, EN 60068-2-2, EN 60068-2-14, EN 60068-2-30	
Operating time	MTBF > 880,000 h (25 °C), according to SN 29500 standard (according to IEC 61709)	

\* Please check the availability of the Mobile communication frequencies in the planned operating area.  
Above specified frequencies are currently used in Europe, Middle East, Africa and, to some extent, in the Asia-Pacific region and South America.


<sup>2</sup> +70 ... +75 °C: extended temperature range (refer to [www.insys-icom.com/en/extended-temperature-range/](http://www.insys-icom.com/en/extended-temperature-range/))

<sup>3</sup> -25 .... 0 °C: extended temperature range (refer to [www.insys-icom.com/en/extended-temperature-range/](http://www.insys-icom.com/en/extended-temperature-range/))

+55 ... +60 °C: without further MRcards PD or PL and extended temperature range (refer to [www.insys-icom.com/en/extended-temperature-range/](http://www.insys-icom.com/en/extended-temperature-range/))

# MRcards

## Modular plug-in cards for MRX series routers



### Individual functionality

Combine MRcards with different functions, exactly fitting for your application!

### Fail-safe internet connection

Combine any combination of DSL, mobile telephony and fiber optics and thus realize all necessary fallback options.

### All in one device

By bundling several functions, you save costs and space in the control cabinet. The administration of your systems also becomes more efficient, uniform and secure.

### Efficient upgrades

If changes are required, you can add desired MRcards directly in your application. You keep the MRX device with the known configuration. Even future technology upgrades remain efficient: e.g. a switch to 5G mobile radio.




MRcard **PL**

- Cellular radio
- 2 digital inputs



MRcard **PD**

- VDSL2
- ADSL2/2+
- 2 digital inputs
- 2 variants (-A, -B)



MRcard **ES**

- 4-port switch (10/100 MBit)




MRcard **SI**

- RS232
- RS485
- 2 digital inputs
- 2 relay outputs



MRcard **PLS**

- Cellular radio
- incl. US variant
- RS232
- 2 digital Inputs
- 1 digital output



MRcard **IO**

- 3 analogue inputs
- 1 analogue output
- 4 digital inputs
- 4 relay outputs



MRcard **Fiber**

- 2x Gigabit SFP
- 2 digital inputs



PROTOTYPE

MRcard **PL450**

- Mobile communication incl. LTE450
- 2 digital Inputs

# MRcards

## Technical Data

### MRcard PL (Mobile communication)

#### Mobile communication

Frequency bands MRcard PL 1.1 (worldwide)	4G/LTE: 1 (2100 MHz), 2 (1900 MHz), 3 (1800 MHz), 4 (2100/1700 MHz, AWS), 5 (850 MHz), 7 (2600 MHz), 8 (900 MHz), 12 (700 MHz), 13 (700 MHz), 18 (850 MHz), 19 (850 MHz), 20 (800 MHz), 26 (850 MHz), 28 (700 MHz), 38 (2600 MHz), 40 (2300 MHz), 41 (2500 MHz), 66 (2100 MHz) LTE Cat. 4 (DL: 150 Mbps, UL: 50 Mbps)
	3G/UMTS/HSPA: 1 (2100 MHz), 2 (1900 MHz), 3 (1800 MHz), 4 (2100/1700 MHz AWS), 5 (850 MHz), 6 (800 MHz), 8 (900 MHz), 19 (850 MHz) HSDPA, HSUPA (DL Cat. 10, UL Cat.6)
	2G/GPRS/EDGE: 850, 900, 1.800, 1.900 MHz; GPRS/EDGE class 12
Frequency bands MRcard PL 1.0*	4G/LTE: 1 (2100 MHz), 3 (1800 MHz), 7 (2600 MHz), 8 (900 MHz), 20 (800 MHz) LTE Cat.3 (DL: 100Mbps, UL: 50Mbps)
	3G/UMTS/HSPA: 1 (2100 MHz), 3 (1800 MHz), 8 (900 MHz); UMTS, HSPA+ (DL Cat. 24, UL Cat. 6)
	2G/GPRS/EDGE 900/1.800 MHz; GPRS/EDGE class 12
Antenna connection	2x SMA female (Main antenna, optional external antenna MIMO)
SIM	Slot for 1 Mini-SIM card (2FF), locked
Indications (LEDs)	Power, WAN (internet connection), Signal (Mobile communication), Info (configurable)

#### Inputs

Inputs	2 digital inputs for configurable actions, 1x low-active, 1x high-active (as per EN 61131-2, Type 1)
--------	--

#### Supply / environmental conditions

Voltage	Supplied via MRX, 2 further supply connections (redundancy) 12 ... 24 V DC ( $\pm 20\%$ )
Power consumption	Typical approx. 1.0 W, max. 5.0 W
Operating temperature	-30 ... +75 °C <sup>2</sup>
Weight	80 g
Certifications	MRcard PL 1.0: CE, UKCA MRcard PL 1.1: CE, FCC part 15 class B, IC, UKCA

### MRcard PD (VDSL/ADSL)

#### Wire-bound VDSL/ADSL communication

DSL standards	MRcard PD-A (Annex A): - VDSL2 G.993.2 Profile 8a, 8b, 8c, 8d, 12a, 12b, 17a, 30a, VDSL2 Vectoring G.993.5 - ADSL/ADSL2/ADSL2+ G.992.1 Annex A, G.992.3. Annex A/L/M, G.992.5 Annex A und M, T1.413 MRcard PD-B (Annex B): - VDSL2 G.993.2 Profile 8a, 8b, B13 8d, 12a, 12b, 17a, 30a, VDSL2 Vectoring G.993.5 - ADSL/ADSL2/ADSL2+ G.992.1 Annex B, G.992.3. Annex B, G.992.5 Annex B und J
DSL connection	RJ45 socket
DSL Function	PPPoE, PPPoA
Indications (LEDs)	Power, WAN (Internet connection), Info (configurable), DSL

#### Inputs

Inputs	2 digital inputs for configurable actions, 1x low-active, 1x high-active (as per EN 61131-2, Type 1)
--------	--

#### Supply / environmental conditions

Voltage	Supplied via MRX, 2 further supply connections (redundancy) 12 ... 24 V DC ( $\pm 20\%$ )
Power consumption	Approx. 5.0 W
Operating temperature	-25 ... +60 °C <sup>3</sup>
Weight	80 g
Certifications	CE, UKCA

# MRcards

## Technical Data

### MRcard ES (Ethernet Switch)

Ethernet switch	
Ethernet ports	4 x RJ45, 10/100 MBit/s, full/half duplex, Auto MDI-X, 1.5 kV isolation voltage
Ethernet function	Each port can be freely assigned to the IP networks, link-up/down detection
Supply / environmental conditions	
Voltage	Supplied via MRX
Power consumption	Typical approx. 1.0 W, max. 1.5 W
Operating temperature	-30 ... +75 °C
Weight	70 g
Certifications	CE, FCC part 15 Class B, IC, UKCA

### MRcard SI (serial)

Serial interface	
RS232 (Serial1)	1 x RS232 / D-Sub-9 (m)
RS485 (Serial2)	Terminal connector (D+, D-, GND), termination and bias via DIP switch
Functions	Serial-Ethernet gateway (incoming and outgoing connections, Modbus TCP/RTU gateway, modem emulation, editable AT answer list, phone number conversion to IP addresses)
USB 2.0	Prepared, USB 2.0 host, socket type A, output current max. 200 mA
Inputs / Outputs	
Digital inputs	2 digital inputs, monitorable status, high active, as per EN 61131-2, type 1, push-in terminal connectors
Digital outputs	2x via terminals, potential-free change-over relay (2A at max. 30 V DC/42 V AC), switchable via action
Indications (LEDs)	Condition of digital inputs and outputs
Supply / environmental conditions	
Voltage	Supplied via MRX
Power consumption	Typical approx. 1.0 W, max. 2.5 W
Operating temperature	-30 ... +75 °C
Terminals	Push-in terminal connectors (maintenance free), rigid/flexible conductors up to 2.5 mm <sup>2</sup> Inputs/outputs: 2x 5-pin, RS485: 3-pin
Weight	75 g
Certifications	CE, FCC Part 15 Class B, IC, UKCA

# MRcards

## Technical Data

### MRcard PLS (Mobile communication / serial)

#### Mobile communication

Frequency bands MRcard PLS 1.1 (weltweit)	4G/LTE: 1 (2100 MHz), 2 (1900 MHz), 3 (1800 MHz), 4 (2100/1700 MHz, AWS), 5 (850 MHz), 7 (2600 MHz), 8 (900 MHz), 12 (700 MHz), 13 (700 MHz), 18 (850 MHz), 19 (850 MHz), 20 (800 MHz), 26 (850 MHz), 28 (700 MHz), 38 (2600 MHz), 40 (2300 MHz), 41 (2500 MHz), 66 (2100 MHz) LTE Cat. 4 (DL: 150 Mbps, UL: 50 Mbps)
	3G/UMTS/HSPA: 1 (2100 MHz), 2 (1900 MHz), 3 (1800 MHz), 4 (2100/1700 MHz AWS), 5 (850 MHz), 6 (800 MHz), 8 (900 MHz), 19 (850 MHz) HSDPA, HSUPA (DL Cat. 10, UL Cat.6)
	2G/GPRS/EDGE: 850, 900, 1.800, 1.900 MHz; GPRS/EDGE class 12
Frequency bands MRcard PLS 1.0*	4G/LTE: 1 (2100 MHz), 3 (1800 MHz), 7 (2600 MHz), 8 (900 MHz), 20 (800 MHz) LTE Cat. 3 (DL: max. 100 Mbps, UL: max. 50 Mbps)
	3G/UMTS/HSPA: 1 (2100 MHz), 3 (1800 MHz), 8 (900 MHz) ; UMTS, HSPA+ (DL Cat. 24, UL Cat.6)
	2G/GPRS/EDGE: 900/1.800 MHz; GPRS/EDGE Class 12
Frequency bands MRcard PLS-US (North America)	4G/LTE: 2 (1900 MHz), 4 (2100/1700 MHz AWS), 5 (850 MHz), 13 (700 MHz), 17 (700 MHz) LTE Cat.3 (DL: max.100 Mbps, UL: max. 50 Mbps)
	3G/UMTS/HSPA: 2 (1900 MHz), 4 (2100/1700 MHz AWS), 5 (850 MHz); UMTS, HSPA+ (DL: Cat. 24, UL: Cat. 6)
	2G/GPRS/EDGE: 850, 900, 1.800, 1.900 MHz; GPRS/EDGE Class 12
Antenna connection	2x SMA female (Main antenna, optional external antenna MIMO)
SIM	Slot for 1 Mini-SIM card (2FF), locked
Indications (LEDs)	Power, WAN (Internet connection), Signal (Mobile communication), Info (configurable)
<b>Serial interface</b>	
RS232	1 x RS232 / D-Sub-9 (m)
Functions serial interfaces	Serial-Ethernet gateway (incoming and outgoing connections, Modbus TCP/RTU gateway, modem emulation, editable AT answer list, translation of phone numbers to IP addresses)
<b>Inputs / Outputs</b>	
Digital inputs	2 digital inputs, 1x contact input (active), 1x voltage-sensitive (passive, as per EN 61131-2, Type 1)
Digital outputs	1 open collector output
<b>Supply / environmental conditions</b>	
Voltage	Supplied via MRX, 2 further supply connections (redundancy) 12 ... 24 V DC ( $\pm 20\%$ )
Power consumption	Typ. 2,5 W, max. 5 W
Operating temperature	-30 ... +75 °C <sup>2</sup>
Weight	95 g
Certifications	MRcard PLS 1.0: CE, UKCA MRcard PLS 1.1 and MRcard PLS-US 1.0: CE, FCC part 15 class B, IC, UKCA



# MRcards

## Technical Data

### MRcard IO

#### Inputs / Outputs

Analogue inputs	3x on push-in terminal (3-pin), measuring range individually selectable: voltage 0 ... 10 V / current 0 / 4 ... 20 mA, accuracy: $\pm 0.3\%$ to range value $\pm 100$ ppm/K, galvanic isolation, also between the inputs
Analogue outputs	1x o push-in terminal (2-pin), mode selectable: voltage 0 ... 10 V / current 0 / 4 ... 20 mA, accuracy: $\pm 0.3\%$ to range $\pm 100$ ppm/K, resolution 12 bits
Digital inputs	4x on push-in terminal (5-pin), can be switched together: contact input (active) or voltage-sensitive (passive, level as per EN 61131, Type 1), galvanic isolation
Digital outputs	4x on push-in terminal (5-pin), relay normally open, load capacity max.3 A per output, altogether max.5 A
Indications (LEDs)	4x LEDs change of digital inputs, states of analogue inputs, change of digital outputs

#### Supply / environmental conditions

Voltage	Supplied via MRX
Power consumption	Typ./max. 1,5 W
Operating temperature	-30 ... +70 °C
Weight	95 g
Certifications	CE, FCC part 15 class B, IC, UKCA

### MRcard Fiber

#### SFP ports

SFP-Ports	2x SFP cages for SFP transceiver modules as per SFP-MSA, 1000BASE-X, 100BASE-X
Indications (LEDs)	Power, WAN (internet connection), SFP1, SFP2 (SFP status and activity)

#### Inputs

Inputs	2 digital inputs for configurable actions, 1x low-active, 1x high-active (as per EN 61131-2, Type 1)
--------	--

#### Supply / environmental conditions

Voltage	Supplied via MRX, 2 further supply connections (redundancy) 12 ... 24 V DC ( $\pm 20\%$ )
Power consumption	Typ./max. 4W (thereof 3 W MRcard Fiber + approx. 0.5W for each SFP module)
Operating temperature	-30 ... +65 °C; in combination with MRX DSL or MRcard PD: -30 ... +55 °C
Weight	85 g
Certifications	CE, FCC part 15 class B, IC, UKCA

# MRcards

## Technical Data

### MRcard PL450 (mobile communication incl. LTE450)

Mobile communication	
Frequency bands	4G/LTE: 1 (2100 MHz), 3 (1800 MHz), 5 (850 MHz), 7 (2600 MHz), 8 (900 MHz), 20 (800 MHz), 28 (700 MHz), 31 (450 MHz), 72 (450 MHz) LTE Cat. 1 (DL: 10 Mbps, UL: 5 Mbps) 2G/GPRS/EDGE: 900, 1.800 MHz; EDGE: max 236.8 kBit/s (DL/UL) GPRS: max 85.6 kBit/s (DL/UL)
Antenna connection	1x SMA female
SIM	2 slots for 1 mini SIM card (2FF) each, locked; automatic failover (not yet implemented in prototypes)
Displays (LEDs)	Power, WAN (Internet connection), Info (configurable), Signal (for mobile radio)
Inputs	
Inputs	2 digital inputs for definable actions, 1x low-active, 1x high-active (according to EN 61131-2, type 1)
Supply / environmental conditions	
Voltage	Supplied via MRX, 2 further supply connections (redundancy) 12 ... 24 V DC ( $\pm 20\%$ )
Leistungsaufnahme	Typically approx. 1.0 W, max. 5.0 W
Operating temperature	-30 ... +75 °C
Weight	80 g
Certifications	CE, UKCA

\* Please check the availability of the Mobile communication frequencies in the planned operating area.  
Above specified frequencies are currently used in Europe, Middle East, Africa and, to some extent, in the Asia-Pacific region and South America.

<sup>2</sup> +70 ... +75 °C: extended temperature range (refer to [www.insys-icom.com/en/extended-temperature-range/](http://www.insys-icom.com/en/extended-temperature-range/))

<sup>3</sup> -25 ... 0 °C: extended temperature range (refer to [www.insys-icom.com/en/extended-temperature-range/](http://www.insys-icom.com/en/extended-temperature-range/))

+55 ... +60 °C: without further MRcards PD or PL and extended temperature range (refer to [www.insys-icom.com/en/extended-temperature-range/](http://www.insys-icom.com/en/extended-temperature-range/))

# MRX | MRcards

## Order Numbers and Accessories

### Available MRX Variants

Product description	Features	Art. nr.
MRX3 LAN	Modular LAN-to-LAN router, 5 Ethernet ports, 2 digital inputs, 1 free MRcard slot	10016582
MRX5 LAN	Modular LAN-to-LAN router, 5 Ethernet ports, 2 digital inputs, 3 free MRcard slots	10017036
MRX3 LTE 1.1	Modular 4G router, frequency bands for Europe/Middle East/Africa, amongst others, 5 Ethernet ports, 2 digital inputs, 1 free MRcard slot	10016583
MRX3 LTE 1.2	Modular 4G router, worldwide frequency bands, 5 Ethernet ports, 2 inputs, 1 free MRcard slot	10023438
MRX5 LTE 1.1	Modular 4G router, frequency bands for Europe/Middle East/Africa, amongst others, 5 Ethernet ports, 2 digital inputs, 3 free MRcard slots	10017037
MRX5 LTE 1.2	Modular 4G router, worldwide frequency bands, 5 Ethernet ports, 2 inputs, 3 free MRcard slot	10023440
MRX3 DSL-A	Modular VDSL/ADSL router, VDSL2, ADSL/2/2+, Annex A, 5 Ethernet ports, 2 digital inputs, 1 free MRcard slot	10019436
MRX3 DSL-B	Modular VDSL/ADSL router, VDSL2, ADSL/2/2+, Annex J/B, 5 Ethernet ports, 2 digital inputs, 1 free MRcard slot	10019437
MRX5 DSL-A	Modular VDSL/ADSL router, VDSL2, ADSL/2/2+, Annex A, 5 Ethernet ports, 2 digital inputs, 3 free MRcard slots	10019786
MRX5 DSL-B	Modular VDSL/ADSL router, VDSL2, ADSL/2/2+, Annex J/B, 5 Ethernet ports, 2 digital inputs, 3 free MRcard slots	10019787

### Available plug-in cards

Product description	Features	Art. nr.
MRcard PL 1.0	Mobile communication (4G/3G/2G, frequency bands for Europe/Middle East/Africa, amongst others), 2 digital inputs	10017035
MRcard PL 1.1	Mobile communication (4G/3G/2G, worldwide frequency bands), 2 digital inputs	10023227
MRcard ES	4-port switch (10/100 Mbit)	10016584
MRcard PD-A	VDSL2, ADSL/2/2+, Annex A, 2 digital inputs	10019434
MRcard PD-B	VDSL2, ADSL/2/2+, Annex J/B, 2 digital inputs	10019435
MRcard SI	RS232, RS485, USB 2.0, 2 digital inputs, 2 digital outputs (relay)	10016585
MRcard PLS 1.0	Mobile communication (4G/3G/2G, frequency bands for Europe/Middle East/Africa, amongst others), RS232, 2 digital inputs, 1 digital output	10022163
MRcard PLS 1.1	Mobile communication (4G/3G/2G, worldwide frequency bands), 2 digital inputs, 1 digital output	10023601
MRcard PLS-US	Mobile communication (4G/3G/2G, US frequency bands), RS232, 2 digital inputs, 1 digital output	10022164
MRcard IO	3 analog inputs, 1 analog outputs, 4 digital inputs, 4 digital outputs (relay)	10022272
MRcard Fiber	2 SFP-Ports	10022271
MRcard PL450 (Prototypes on request)	Mobile radio incl. LTE450 (LTE/EDGE/GPRS), 2 digital inputs	10023900

© INSYS 221110 - Subject to technical changes and correction

# MRX | MRcards

## Order Numbers and Accessories

### Suitable accessories

Product description	Description	Art.-nr
Magnetic Antenna 4G/3G/2G SMA	Magnet mounting, height 72 mm, 3 m cable, SMA (m), IP rating IP65	10019504
Outdoor Wall Antenna 4G/3G/2G SMA	Wall mounting incl. bracket, height 220 mm, 5 m cable, SMA (m), IP rating IP65	10020596
Allround Antenna 5G/L4G/3G/2G	Screw or wall mounting, incl. steel angle, height 82 mm, 5 m cable, SMA (m), protection class IP66	10022961
Roof mount antenna 4G/3G/2G SMA	Screw mounting, height 15 mm, 3 m cable, SMA (m), IP rating IP67	10022309
Magnetic Antenna MIMO 5G/4G/3G/2G SMA	Dual antenna MIMO, magnetic mounting, height 61 mm, width 150 mm, 2x 5 m cable, SMA (m), protection class IP65	10022963
Outdoor Panel Antenna MIMO 5G/4G/3G/2G SMA	Dual antenna MIMO, wall- / pole- / desk mounting, height/width 155 mm, 2x 5 m cable, SMA (m), protection class IP65	10022962
Panel Antenna 4G/3G/2G MIMO SMA	Dual antenna MIMO, mounting with suction cups, height 84 mm, width 184 mm, 2x 2 m cable, SMA (m), protection class IP67	10020565
Antenna extension cable 5 m SMA	Device connector: SMA (f), antenna connection: SMA (m)	10015193
Antenna extension cable 10 m SMA	Device connector: SMA (f), antenna connection: SMA (m)	10018607
Antenna extension cable 15 m SMA	Device connector: SMA (f), antenna connection: SMA (m)	10000735
Power supply 24V 15W	Power supply unit for DIN rail, wide-range input voltage AC/DC protection against short circuit / overload / over voltage	10022848
Wall power supply 24V 25W international	Power supply AC/DC with mains plug, suitable for desktop use, wide input, voltage range, protection against short circuit / overload / over voltage	10022849
icom Connectivity Suite - VPN	Supports VPN service for remote maintenance, remote access and M2M communication <a href="http://www.insys-icom.com/en/products/managed-services/vpn-service/">www.insys-icom.com/en/products/managed-services/vpn-service/</a>	various
icom Connectivity Suite - M2M SIM	Industrial SIM cards, multi-roaming, pooling, management portal <a href="http://www.insys-icom.com/en/products/managed-services/m2m-sim-service/">www.insys-icom.com/en/products/managed-services/m2m-sim-service/</a>	various
icom Router Management	Supports central router management for FW updates, configuration management, connection monitoring, container updates, mass rollout, certificate management; available as public/private cloud (server) installation or onPremises <a href="http://www.insys-icom.com/en/products/managed-services/device-management/">www.insys-icom.com/en/products/managed-services/device-management/</a>	various

© INSYS 221110 - Subject to technical changes and correction