


FMS R19 RACK SYSTEM



STATES R19 30 Pole rack System with lock-out clear option



R19 rear view with an optional 10 Pole back cover shown installed. See page 64 for back cover ordering information



FEATURES AND BENEFITS

- No downtime
- Easy access
- Secure
- Safe, durable, rugged and reliable
- Safe to use
- Choice of operation
- Cost-saving advantage
- Compact and versatile
- Constructed of 1/8 inch thick aluminum
- UL File No. E225664

R19 RACK SYSTEM


The STATES New R19 Rack System is very similar to our popular FMS 19" Rack Mount System. This new R19 Rack System makes it easier to replace individual test switches without interrupting the operation of the other test switches in the rack.

The changes can be done through the front without the need to remove the mounting plate.


The new 30 pole R19 Rack System comes standard with a clear cover which has an integrated quick release latch with a lock-out provision that can be used with any tags or pad-lock to help aid in your safety procedures. This unit can also be made available with a narrow black cover, without the integrated quick release latch system.

FMS Semiflush-Mounted Test Switches (R19 Rack Mount)

FMS
Test Switches



R19 with clear 30 pole lock-out cover



R19 view with cover removed



R19 rear view with optional back cover installed

R19 Lock-out Lever



STATES TYPE R19 RACK SYSTEM

Understanding R19 Rack Mount Part Numbers - 30 Pole Units						
1	2	3	4	5	6	7
Cover Type	Connection Type	Rack Size	Plate Type / Finish	Switch	Switch	Switch
B = Narrow Black 30 Pole Cover N = Narrow Clear 30 Pole Cover C = Clear 30 Pole Lock-out Cover * I = Individual Clear 10 Pole Covers * K = Individual Black 10 Pole Covers	S = Screw Terminals T = Stud Terminals	2 = 19 x 3.5 3 = 19 x 5.25 4 = 19 x 7 N = No Plate	Center Mount CR = Brushed Aluminum CG = ANSI 61 Gray CH = ANSI 70 Gray CB = Black Anodized Lower Mount LR = Brushed Aluminum LG = ANSI 61 Gray LH = ANSI 70 Gray LB = Black Anodized Upper Mount UR = Brushed Aluminum UG = ANSI 61 Gray UH = ANSI 70 Gray UB = Black Anodized NOTE: Lower & Upper mounting plates are only available on the following plates: 3 = 19 x 5.25 4 = 19 x 7	3-Digit Switch Code	3-Digit Switch Code	3-Digit Switch Code
				See catalog pages 26-36 or visit our website at www.statesproducts.com for arrangement options and switch codes		
				NOTE: All switch codes are 3 digits For blank spaces, please use XXX		

*Coming soon

FMS Test Switches

EXAMPLES

<u>C</u> 1	<u>S</u> 2	<u>3</u> 3	<u>CG</u> 4	-	<u>10A</u> 5	-	<u>10A</u> 6	-	<u>10A</u> 7
---------------	---------------	---------------	----------------	---	-----------------	---	-----------------	---	-----------------

Part No. CS3CG-10A-10A-10A
 30 Pole Switch with a clear 30 pole cover, screw terminals, 19 x 5.25 center mounting ANSI 61 plate, and three FMS-10A switches.

<u>C</u> 1	<u>T</u> 2	<u>4</u> 3	<u>LR</u> 4	-	<u>0E1</u> 5	-	<u>0E1</u> 6	-	<u>0E1</u> 7
---------------	---------------	---------------	----------------	---	-----------------	---	-----------------	---	-----------------

Part No. CT4LR-0E1-0E1-0E1
 30 Pole Switch with a clear 30 pole cover, stud terminals, 19 x 7 lower brushed aluminum plate, and three FMS-10E1 switches.

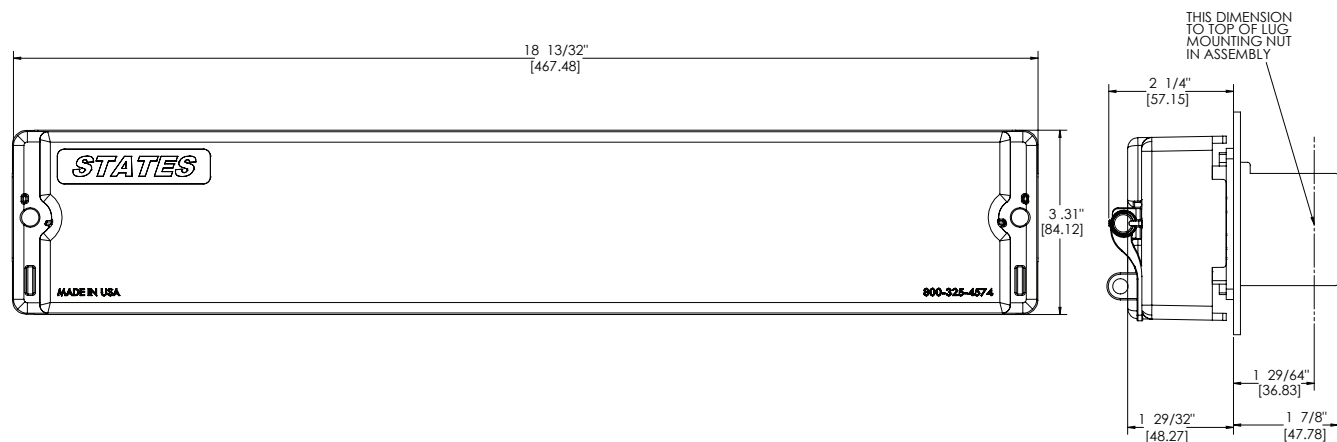
To order individual switch replacements for the R19 Rack System, please replace the prefix "FMS-" with the letter "R" to the switch codes found in the FMS 10 pole arrangements listed under R19 Rack Code, on pages 26-36.

Example: R10A = all red single pole potentials in the modified R19 rack base


FMS Semiflush-Mounted Test Switches (R19 Rack Mount)

FMS LOCKOUT COVER

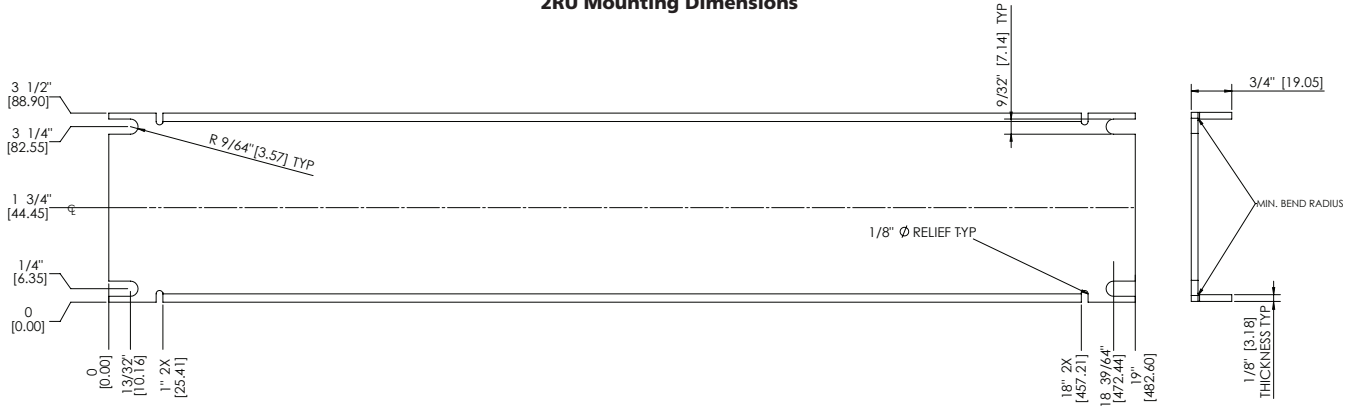
FMS Test Switches



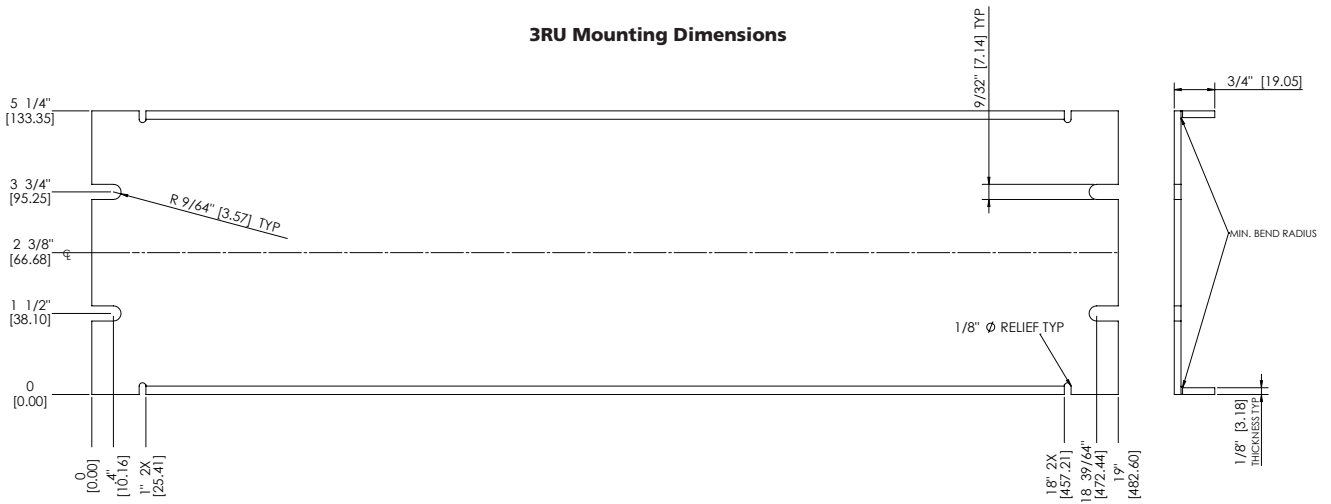
R19 LOWER MOUNT (3RU 19X5.25)




2RU Mounting Dimensions



3RU Mounting Dimensions



4RU Mounting Dimensions



FMS
Test Switches

FMS ACCESSORIES

PART No.	DESCRIPTION
680001	White Marker Handle Tags
50548-xx	Handle Ganging Kit - Replace the "xx" with the required number of adjacent poles to be ganged together (example: 50548-2 - 2 Pole Kit)
50898	10 Pole Hardware Kit (for Screw Terminals)
801034	14 Pole Hardware Kit (for Screw Terminals)
PR1404-100	Hex Nut 10-32 x 5/16 W x 14/64 Thick, Brass Nickel Plate (100pcs per bag)
XNT126-100	Hex Nut 10-32 x 5/16 W x 7/64 Thick, Brass Nickel Plate (100pcs per bag)
FMSLOCK-1	Cover Lock-out Kit for 10, 14, or 30 Pole Clear Wide Cover (includes lock-out bracket and mounting screws)
2003-016	10 Pole Black BACK Cover (for bases that include insert on back of switch base - see picture for example)
2003-017	14 Pole Black BACK Cover (for bases that include insert on back of switch base - see picture for example)
FMSKIT-10N	10 Pole Clear Narrow Cover Kit - includes cover, cover knobs and cover stud hardware
FMSKIT-14N	14 Pole Clear Narrow Cover Kit - includes cover, cover knobs and cover stud hardware
FMSKIT-30N	30 Pole Clear Narrow Cover Kit - includes cover, cover knobs and cover stud hardware
FMSKIT-10	10 Pole Clear Wide Cover Kit - includes cover, cover knobs and cover stud hardware
FMSKIT-14	14 Pole Clear Wide Cover Kit - includes cover, cover knobs and cover stud hardware
FMSKIT-30	30 Pole Clear Wide Cover Kit - includes cover, cover knobs and cover stud hardware
FMSKIT-10B	10 Pole Black Narrow Cover Kit - includes cover, cover knobs and cover stud hardware
FMSKIT-14B	14 Pole Black Narrow Cover Kit - includes cover, cover knobs and cover stud hardware
FMSKIT-30B	30 Pole Black Narrow Cover Kit - includes cover, cover knobs and cover stud hardware

Please refer to our website for accessory pictures.