

Key Features:

- Wide operating frequency range from 2000 to 4000MHz
- 0.35dB typical insertion loss and 19dB typical reverse isolation
- 50 ohm SMA female coaxial connectors
- 30 Watts CW forward power handling, 10 Watts reverse power termination
- -30~+70°C operating temperature range
- Weight 81.5grams (2.87 oZ)



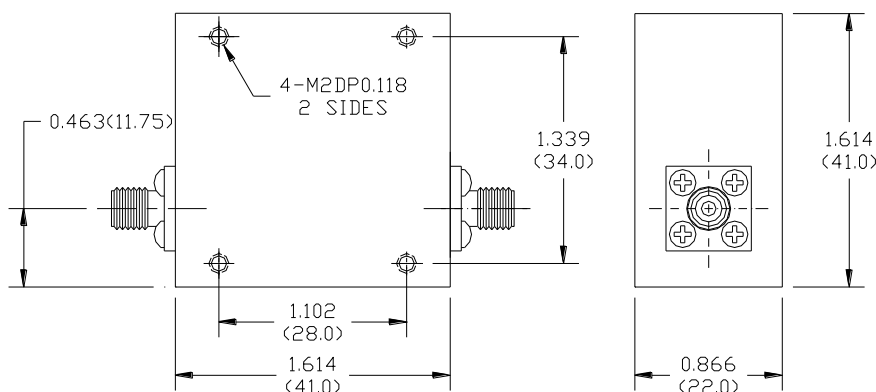
Description:

F2112-0300-67 is a single junction coaxial isolator with SMA female coaxial connectors operating in the frequency range from 2.0GHz to 4.0GHz and offers 0.6dB maximum insertion loss and 18dB minimum reverse isolation at room temperature. The coaxial isolator can handle 30 watts of forward CW power and 10 watts of reverse power.

Electrical Specifications

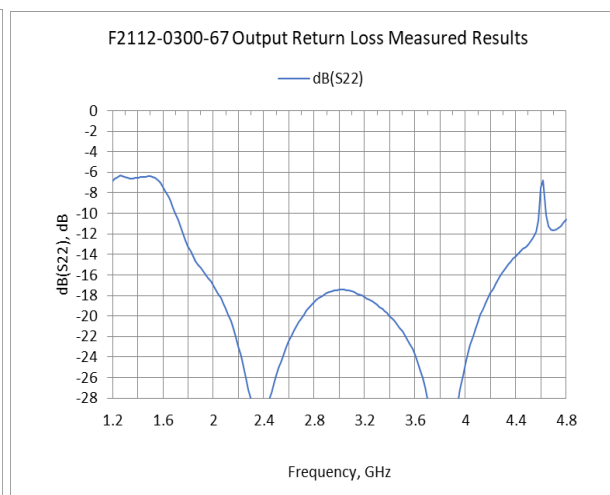
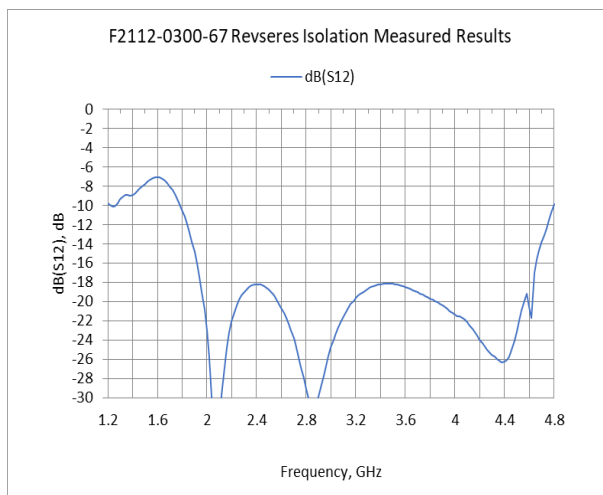
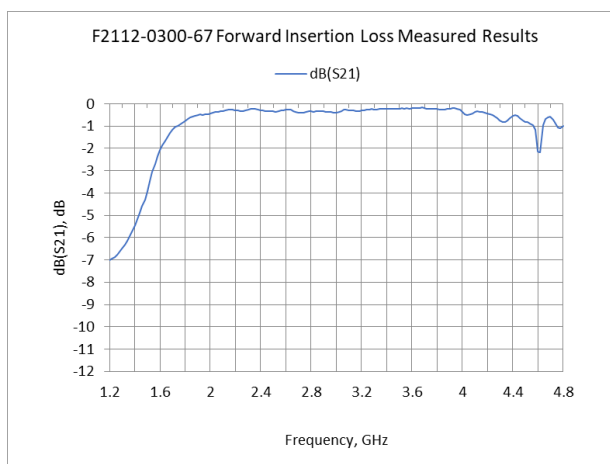
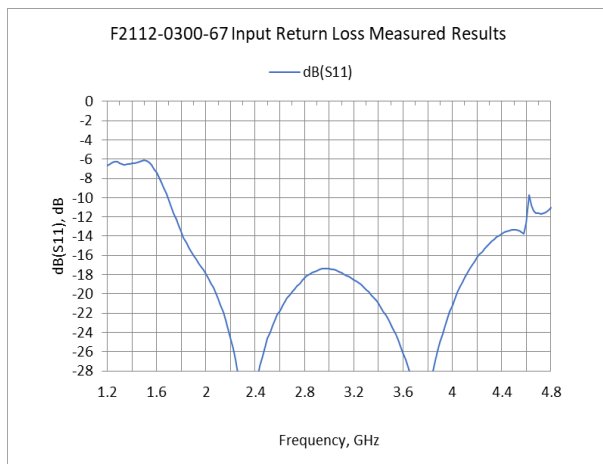
No.	Parameters	Units	Specifications		
			Minimum	Typical	Maximum
1	Frequency Range	GHz	2.0		4.0
2	Insertion Loss @ Room temp.	dB	-	0.35	0.6
2A	Insertion Loss over temp.			0.45	
3	Reverse Isolation @ room temp.	dB	17.5	19.0	
3A	Reverse Isolation over temp.		17.0	18.0	
4	VSWR @ room temp.	-	-	-	1.40:1
4A	VSWR over temp.				1.50:1
5	Forward Power CW	Watts			30
6	Reverse Power CW	Watts			10
7	Operating Temperature	°C	-30		+70
8	Impedance	Ω		50	
9	RF Connectors	-	50 ohm SMA Female		
10	Signal Flow Direction	-	From Port 1 to Port 2		

Mechanical Structure:



Note: All units in inches (mm).

Typical Test Plots:



Revision History:

Revision	Date	Description	Comments
A00	02/20/2020	Initial Release	