

Broadly Tunable Laser in the Mid-IR

With integrated computer-controlled OPO for continuous tuning across
1435 - 4138 nm (6969 - 2416 cm^{-1})*

TITAN



KEY FEATURES —

- Wide wavelength tuning across 1435 - 4138 nm (6969 - 2416 cm^{-1})*
- Hands-free motorized tuning with GUI interface. Control drivers available
- Sealed, compact, and virtually maintenance-free
- Spectral monitoring with integrated spectrometer

APPLICATIONS —

- High-resolution spectroscopy and microscopy
- Quantum technology
- Device and component characterisation
- Mid-IR communications
- Metrology

TUNE YOUR WAVELENGTH

Broadly Tunable Laser Systems for Science & Technology

Description

The extraordinary Titan is the pioneer commercial mid-infrared continuous-wave optical parametric oscillator (CW OPO). Introduced to the market in 2018, Titan delivers continuously tunable output wavelengths in the mid-IR, across 1435 - 4138 nm (6969-2416 cm^{-1})*. The full spectral range is achieved with a single set of optics without the need to exchange any module.

Radiantis' unique expertise in frequency converted lasers has enabled the exceptional design of the Titan OPO family. As a sealed and fully-automated system, with excellent TEM_{00} beam quality ($M^2 < 1.3$) and beam pointing stability ($< 40 \mu\text{rad}$), Titan delivers high CW output power ($> \text{W}$ at the peak of the tuning range) with a linewidth $< 100 \text{ MHz}$ in the signal range.

Hands-free operation is ensured thanks to the all-digital control electronics and user control software which can be accessed through the PC GUI interface installed on a dedicated laptop delivered with the OPO. Titan can also be controlled via remote commands.

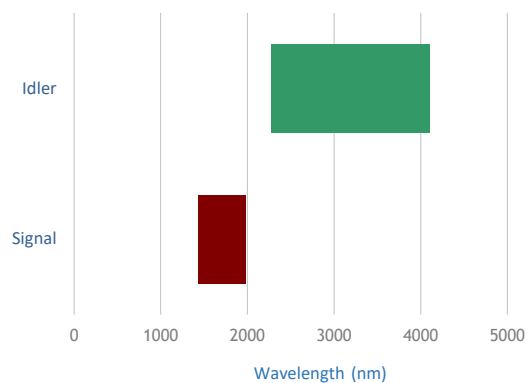
Titan integrates 4 key modules: 1) a rack DFB fiber laser and amplifier unit, 2) the OPO optical head, 3) a rack OPO all-digital control electronics and 4) a rack compact water-cooler. The fiber laser, the OPO control electronics and the water cooler are rackable. The OPO optical head needs to be positioned on an optical table to reduce vibrations and ensure maximum stability.

The broad wavelength range, narrow linewidth, and fully-automated tunability across the mid-IR enables cutting-edge research in diverse areas such as spectroscopy and microscopy for biotechnology, fundamental physics and chemistry, as well as material characterisation, device calibration and quantum technologies.

Several Titan models are available which provide different characteristics of average output power and wavelength coverage, as detailed in the specification table below.

* (with a gap between 2000–2270 nm)

TITAN Wavelength Coverage



Output Ports

Titan incorporates two output ports:

- Signal 1435 - 2000 nm
- Idler 2270 - 4138 nm

This superior spectral coverage is provided with exceptional output power across the entire range ($> 3 \text{ W}$ at peak wavelength).

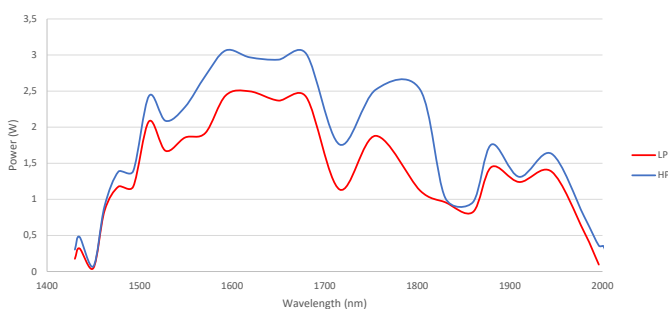
Specifications⁽¹⁾

Output Characteristics	TITAN SW	TITAN LP	TITAN HP
Tuning Range			
Signal output		1435 - 2000 nm	
Idler output		2270 - 4138 nm	
Output Power⁽²⁾⁽³⁾			
Signal output	< 1 W ⁽⁴⁾	> 1.5 W	> 2.5 W
Idler output	< 1 W ⁽⁴⁾	> 2.5 W	> 4 W
Linewidth			
Signal output		<100 MHz	
Idler output		<2 GHz	
Beam Parameters			
Beam diameter at 1650 nm		<3.0 mm	
Beam diameter at 3000 nm		<3.0 mm	
Spatial mode		TEM ₀₀ (M ² ≤ 1.3)	
Beam pointing signal		<80 μrad	
Beam pointing idler		<20 μrad	
Beam displacement with tuning idler		<0.3 mm	
Polarization			
Signal		Lineal - Horizontal	
Idler		Lineal - Horizontal	
Power stability			
Signal		<0.5% rms ⁽⁵⁾	
Idler		<0.5% rms ⁽⁶⁾	
Size (W x L x H)	610 x 350 x 200 mm (24.0 x 13.8 x 7.9 inch)		

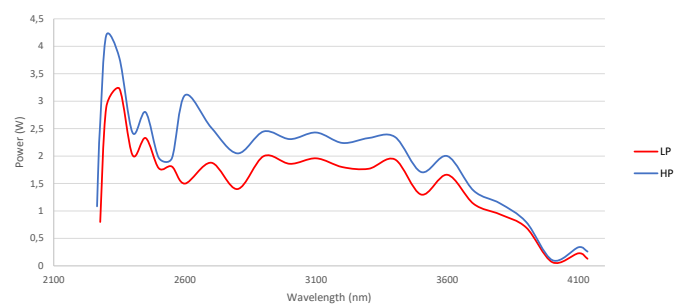
Notes: (1) Specifications are subject to change without notice.
(2) At Peak of OPO tuning range.
(3) Higher powers available on request.

(4) Across the full spectral range.
(5) At 1478 nm.
(6) At 3800 nm.

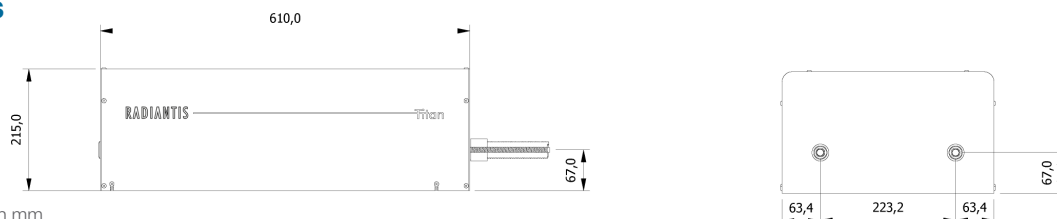
Typical Signal Tuning Curve



Typical Idler Tuning Curve



Dimensions



Notes: Dimensions in mm.