




The safest and most versatile membrane tip probe regulator available on the market

Liquid carryover from the pipeline into the sample system should be prevented when sampling natural gas as it can directly impact the analysis and damage the analyzer. Genie® Probes™ provide a means to insert Genie® Membrane Technology™ directly into a pipeline for the purpose of separating unwanted liquid and particulate from the gas sample at flowing conditions; in compliance with industry standards.

The Model 755™ is an adjustable length, membrane tip probe regulator designed to sample transmission quality natural gas. The pressure regulator is built into the probe immediately downstream of the membrane, inside of the pipeline. Heat is transferred from the flowing pipeline gas to the regulator to prevent excessive Joule-Thomson cooling, helping to prevent condensation during pressure letdown.

This model can be inserted and extracted from a pressurized line through a full opening valve without the use of a special insertion device. It is important to note that some applications will require additional heat to be applied before pressure regulation, and possibly multiple stages of pressure reduction. Contact us for assistance in determining heating and pressure regulation requirements.

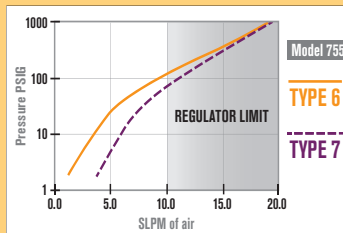


Flanged Option

Technical Specifications

Maximum Pressure Rating	NPT: 3,750 psig (258.6 barg) Unibody flanged: Dependent upon flange ANSI classification
Temperature Ranges	Type 6 membranes: -35°F (-37°C) to 185°F (85°C) *Type 7 membrane: Up to 300°F (149°C) <small>* Actual limit depends on sealing material chosen. Refer to Temperature Range Comparison Chart.</small>
Port Sizes	Outlet: 1/4" female NPT Auxiliary: 1/8" female NPT (plugged from factory)
Probe Lengths	L: 8", 12", 18", 24", 36", 48" A: ~ 20", 24", 30", 36", 48", 60" (refer to L & A dimensions on back)
Outlet Pressure Range psig (barg)	0-10 (0-0.7), 0-25 (0-1.7), 0-50 (0-3.4), 0-100 (0-6.9), 0-250 (0-17.2), 0-500 (0-35.4)
Process Connection Requirement	3/4", 1" or 1.5" NPT full opening threaded or flanged valve Ball, gate and double block and bleed valves are all suitable for use as long as their inner diameter is not less than 3/4". 1" NPT or larger process connection required for seal welding.
Wetted Materials	Machined parts: 316/316L stainless steel / ISO 15156-3 compliant and Kevlar® threaded bushing All other metal parts: stainless steel / ISO 15156-3 compliant Sealing material: User defined Regulator seat material: PFA Membrane: inert

Maximum Recommended Flow Rate
Dependant on source pressure. See chart.



Product Brief

Applications

- Continuous gas sampling and pressure regulation of transmission quality natural gas and various types of refinery and petrochemical gases
- Gas sampling of mixtures containing less than 30% hydrogen

Benefits

- Protection of the sample system from liquid and particulate contaminants while maintaining sample integrity
- Flowing pipeline gas helps to offset temperature changes at regulation point
- Easy, quick, and safe insertion and extraction from pressurized systems without a special insertion device
- Horizontal or vertical mounting
- Velocity tested by CEESI flow lab up to 200 ft/sec
- API, GPA & ISO standard compliance

Features

- Unique, one piece body with Genie® Membrane Technology™
- Analytically Correct™ design
- Adjustable length with threaded or flanged process connection
- Antifriction internal thread die
- Optional speed wrench for faster installation

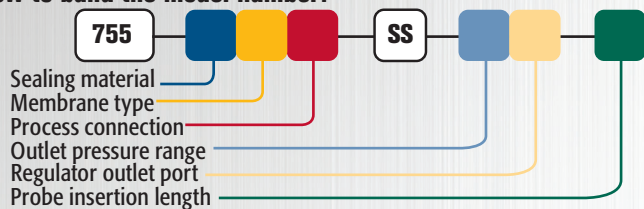


Model Numbering & Additional Part Numbers

Your model number is determined by your specific needs. Choose options below.

Sealing material	0 = Neoprene rubber	J = RGD resistant HNBR	(other materials available upon request)		
Membrane type	6 = Better Rejection; Rejects ALL types of liquids from vapor 7 = Highest Temps; Rejects ONLY high surface tension liquids				
Process connection	3 = 3/4" NPT	4 = 1" NPT	6 = 1.5" NPT	(contact factory for flanged options)	
Outlet pressure range (psig)	00 = 0-25	01 = 0-50	02 = 0-100	03 = 0-250	P4 = 0-500 09 = 0-10
Regulator outlet port	1 = 1/4" MNPT to 1/8" tube connector		4 = 1/4" FNPT		
Probe insertion length (L)	8, 12, 18, 24, 36, 48 inches				

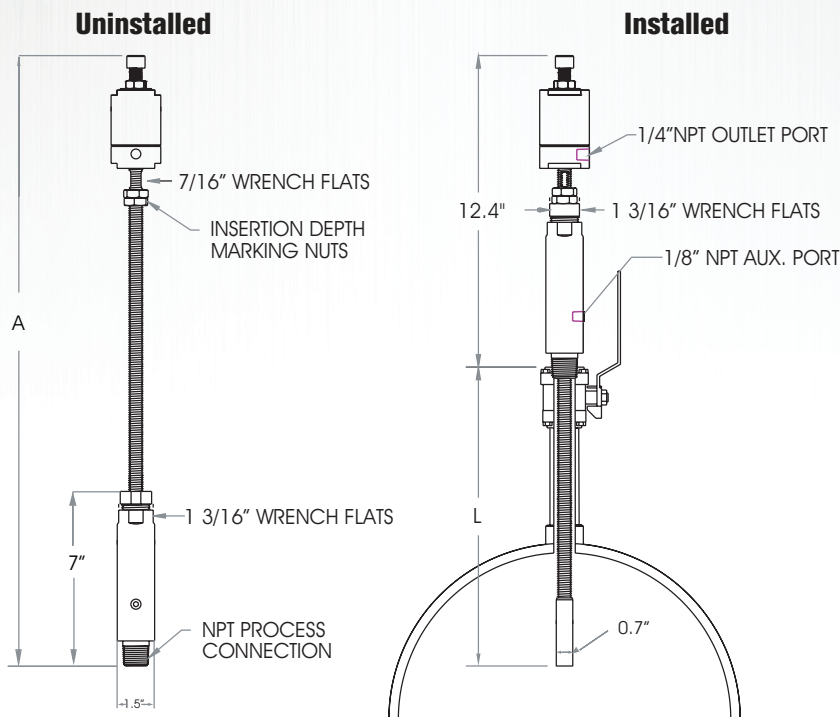
How to build the model number:



Spare Parts & Accessories (sold separately)

- Sealing material replacement (packing gland)
Part # 75X-570 for PTFE/Neoprene rubber
Part # 75X-5J0 for RGD resistant HNBR
- Complete membrane assembly replacement
Part # 75X-CMA-506 (contains 1 complete assembly)
- Regulator seat cartridge assembly replacement- Part # 755-7_1SS
(Use for serial #48766 and greater. Contact factory for others.)
- Speed Wrench for faster installation- Part # ACC-SW
- Manifold with pressure gauge, ball valve, & relief valve - for ordering information, refer to the Genie Probe Regulator Accessory Manifold product sheet
- KOZY insulated probe and valve covers- for ordering information, refer to the KOZY Assemblies product sheet
- Threaded flange - contact factory for your specific requirements

Dimensions



Analytically Correct™ sample systems, sample conditioning components, and revolutionary gas and liquid sampling technology.

Contact us for expert product application assistance.

1.225.644.5255

sales@geniefilters.com

geniefilters.com

41041 Black Bayou Road, Gonzales, Louisiana 70737

