

BEA-740

450 Watt

- **Additional +24 V DC output**
- **High-quality electrolytic capacitors (+105 °C)**
- **Designed for continuous operation 24/7**

The BEA-740 power supply for industrial applications is equipped with an additional +24 VDC output. Peripheral equipment such as printers, magnetic card readers, scanners, etc. can be directly supplied with this PSU. Due to its high power rating of 120 W (at +24V) an additional 24 VDC power supply is usually no longer required. Typical fields of application are automatic cash dispensers, monitoring equipment, Point-of-Sale (POS) and Point-of-Information (POI) applications.



Additional
+24 VDC
Output



AC input

Technical data

Input voltage	90...264 V AC, active PFC
Input frequency	47...63 Hz
Input current	8 A (115 V AC) / 4 A (230 V AC)
Inrush current	40 (115 V AC) / 60 A (230 V AC)
Efficiency	≥70 %, 115 V AC (full load)
Hold up time	>16 ms
Power-Good-Signal	Switch-on delay 100...500 ms Switch-off delay 1 ms
Protection	Short circuit protection: At each output, switch off / +5 V _{sb} , auto-recovery Overload protection: 110...150 %, switch off Overvoltage protection: +3.3 V (+3.9...+4.3 V), +5 V (+5.7...+6.5 V), +12 V (+13.6...+15 V)
Insulation voltage	Input / Chassis 3100 VDC Input / Output 4242 VDC
Earth leakage current	<3.5 mA, 115 V AC / 230 V AC
Safety / EMC	CE
Temperature	Operating: 0...+50 °C / Storage: -25...+85 °C
Humidity	Operating: 10...85 % RH, non-condensing / Storage: 10...90 % RH, non-condensing
Dimensions (WxDxH)	150 x 140 x 86 mm ±0.5 mm
Weight (net)	2.1 kg


Article No.	Output voltage	Output current		Load regulation	Ripple & Noise
		min	max		
BEA-740	+3.3 V	0.5 A	21 A	±5 %	50 mV
	+5 V	1 A	24 A	±5 %	50 mV
	+12 V	0.5 A	24 A	±5 %	120 mV
	-12 V	0 A	0.5 A	±5 %	120 mV
	-5 V	0 A	0.5 A	±5 %	120 mV
	+5 V _{sb}	0 A	2 A	±5 %	50 mV
	+24 V	0 A	5 A	±5 %	200 mV

Ripple and noise was measured by a 20 MHz bandwidth limited oscilloscope with connected 220 µF electrolytic capacitor and 0.1 µF ceramic capacitor at each output. Combined output current at +3.3V and +5V must not exceed 30 A. Output power at +5V, +3.3V and +12V must not exceed 310 W. During a cross regulation test we recommend to keep the channel with higher output load at 80 % of its max. power and the channel with lower output load at 20 % of its max. power. From +5V / ≥15 A onwards a load of ≥1 A must be connected at +12V.

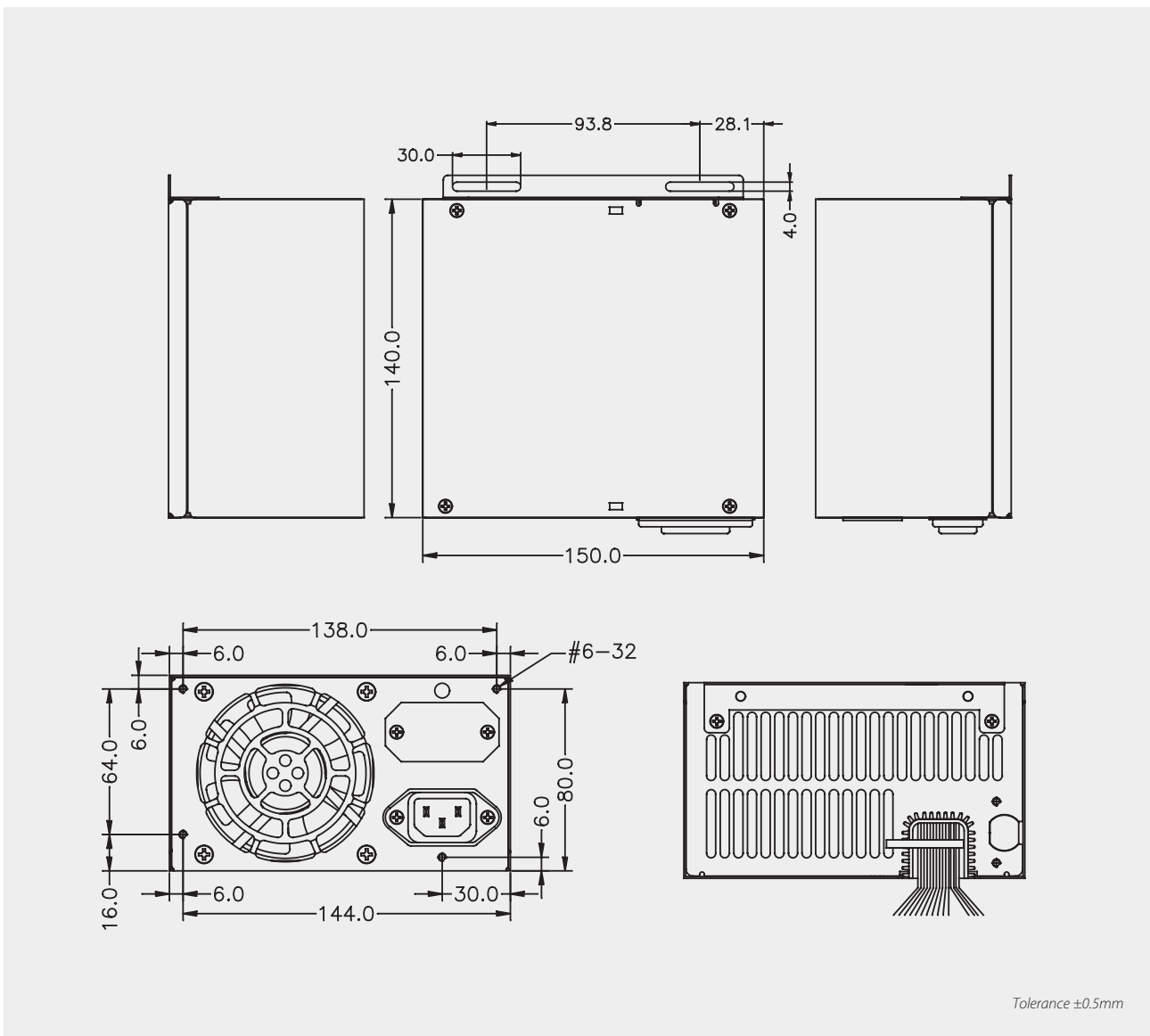
As a power component this PSU is for assembly purposes only and must not be operated in unassembled condition. The final assembly has to comply with the valid EMC and safety standards.

Optional Accessories

▷▷▷ For detailed information please visit our website www.bicker.de and refer to the article number.

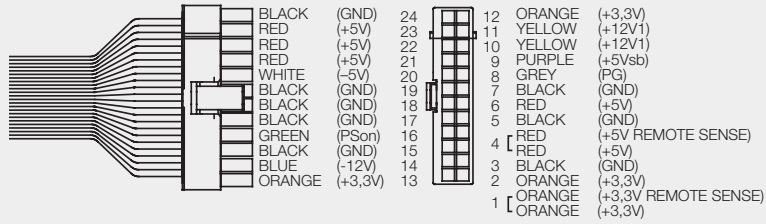


Drawing BEA-740



Cable harness BEA-740

ATX/EPS, 500 mm
20+4 pin



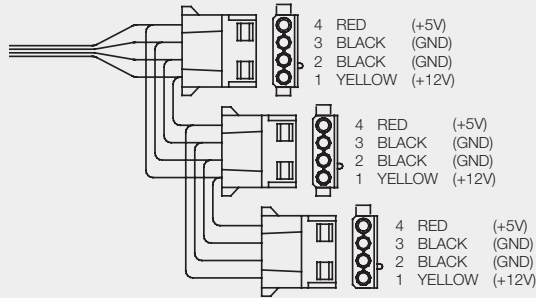
EPS, 550 mm



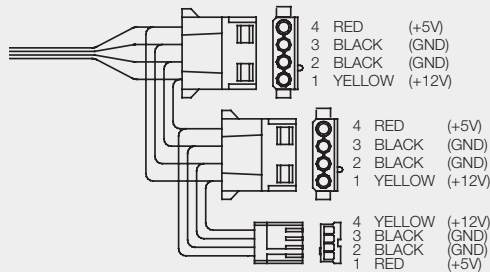
P4, 550 mm



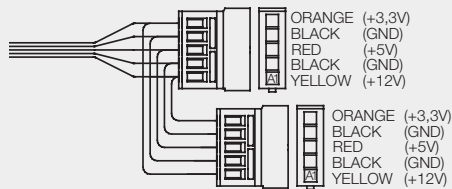
HD, 430 mm
HD, 150 mm
HD, 150 mm



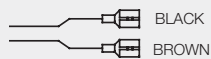
HD, 400 mm
HD, 150 mm
FDD, 150 mm



SATA, 450 mm
SATA, 200 mm



24 V, 450 mm,
2x 6.3 mm Fast On



Tolerance ±20 mm