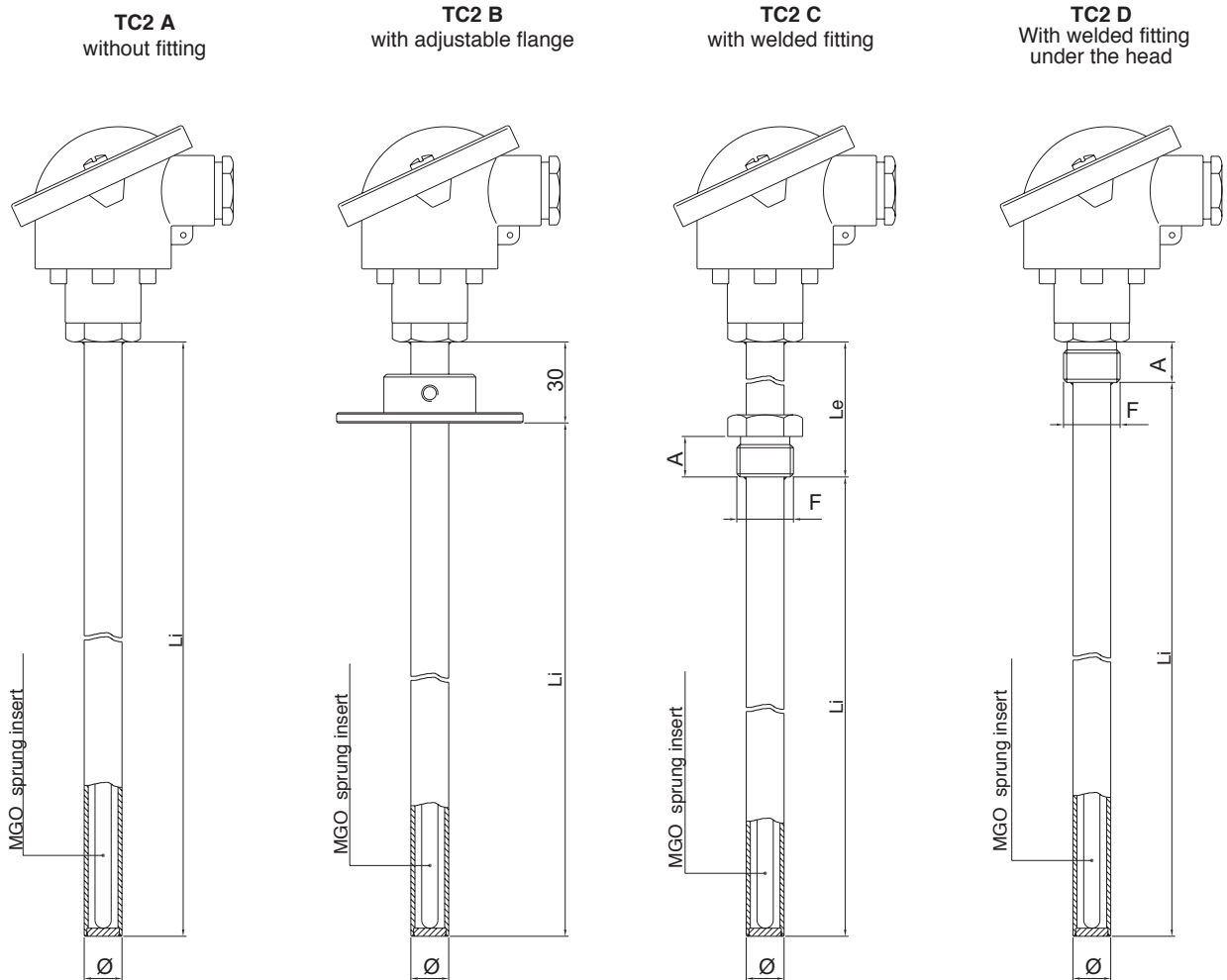




Main features

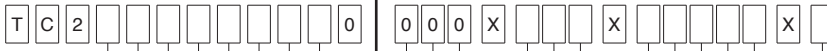
- Temperature limits:
 - 40 ... + 350° C for type T
 - 40 ... + 550° C for type J
 - 40 ... + 600° C for type E
 - 40 ... + 1050° C for type K
 (see table for sheath diameters)
- Tolerance:
 - UNI 7938, IEC standards 584.2/Class 1:
 - for type T: $\pm 0,5^{\circ} C$ (- 40 ... + 125° C)
 - $\pm 0.004 [t]$ ($t > + 125^{\circ} C$)
 - for type J, E, K: $\pm 1.5^{\circ} C$ (- 40 ... + 375° C)
 - $\pm 0.004 [t]$ ($t > + 375^{\circ} C$)
- Mineral insulated interchangeable insert
- Application versatility

MODELS



ORDER CODE

CODE



Model	
Without fitting	A
With adjustable flange	B
With welded fitting	C
With welded fitting under the head	D

Element + Hot Junction	
Single Insulated	1
Single Grounded	2
Double Insulated	3
Double Grounded	4

Thermocouple Type	
Fe - Cu/Ni	J
Ni/Cr - Ni/Al	K
Cu - Cu/Ni	T*
Ni/Cr - Cu/Ni	E

(*) Not available with double element

Connection Head	
DIN B	C
DIN BUS	E
EEX d IIC 2GD	F
CEAA	H
DIN BUZ - H	I

Sheath Material	
AISI 304	A
AISI 310	B
AISI 316	C
INCONEL 600	F

Sheath Diameter (mm)	
10	K
12	L
14	M
16	O
17.2 (3/8")	P
21.3 (1/2")	Q
26.7 (3/4")	T

Connection Thread *	
3/8" GAS "A"= 15mm	C
1/2" GAS "A"= 15mm	D
3/4" GAS "A"= 18mm	E
1" GAS "A"= 18mm	F
3/8" NPT	I
1/2" NPT	J
3/4" NPT	K
1" NPT	L

(*) To be shown for C model only

Connection Material	
300 series stainless steel	2*
Aluminium	4**
Carbon steel	5**

(*) For fittings only
(**) For flanges only

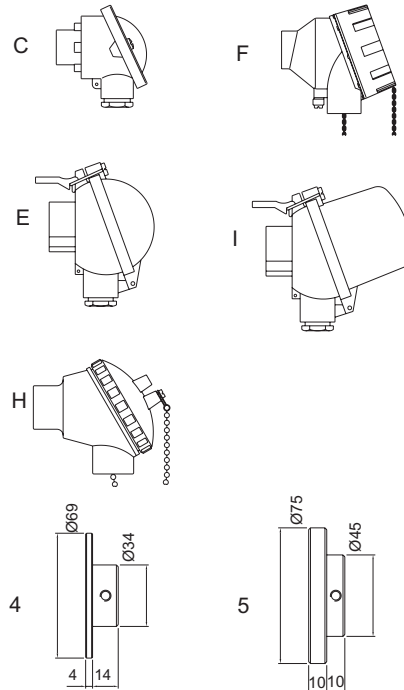
Certificates	
A	Conformity Report

LENGTHS AND ACCESSORIES

Li = Immersion Length (mm)	
Standard length from 100 to 2000mm with 50mm step	

Le = Extension Length (mm) (*)	
Standard length from 35 to 200mm with 10mm step	

(*) To be shown for TC2C model



Mod. C - D		Availability of Mounts /Sheathing Diameter							
MOUNT (F)	A (mm)	MOUNT(F)	ø10	ø12	ø14	ø16	ø17.2	ø21.3	ø26.7
G 3/8	15	G 3/8	x	x	-	-	-	-	-
G 1/2	15	G 1/2	x	x	x	x	-	-	-
G 3/4	18	G 3/4	x	x	x	x	x	x	-
G 1	20	G 1	x	x	x	x	x	x	x
3/8 NPT	16	3/8 NPT	x	x	-	-	-	-	-
1/2 NPT	20	1/2 NPT	x	x	x	x	-	-	-
3/4 NPT	20	3/4 NPT	x	x	x	x	x	x	-
1 NPT	25	1 NPT	x	x	x	x	x	x	x

GEFRAN spa reserves the right to make any kind of design or functional modification at any moment without prior notice

GEFRAN spa
via Sebina, 74
25050 PROVAGLIO D'ISEO (BS) - ITALIA
ph. 0309888.1 - fax. 0309839063
Internet: <http://www.gefran.com>
www.gefranonline.com

GEFRAN

DTS_TC2_12-2015_ENG