

FEATURES

- Narrow Beam Angle
- Convenient TO-39 Package with Leads
- Hermetic Package

Electro-Optical Characteristics at 25 °C

Parameters	Test Conditions	Min	Typ	Max	Units
Total Power Output, P _o	I _F = 350 mA	80	170		mW
Dominant Emission Wavelength, λ _d	I _F = 350 mA	465	470	475	nm
Spectral Bandwidth at 50%, Δλ	I _F = 350 mA		22		nm
Half Intensity Beam Angle, θ	I _F = 350 mA		7		Deg
Forward Voltage, V _F	I _F = 350 mA		3.2	3.8	V
Reverse Breakdown Voltage, V _R	I _R = 2 μA	5			V

Absolute Maximum Ratings at 25°C

Parameters	Units
Power Dissipation (Infinite Heatsink)	1000 mW
Continuous Forward Current	350 mA
Peak Forward Current (1/10 Duty Cycle @ 1 kHz)	2 A
Reverse Voltage	5 V
Lead Soldering Temperature (1/16" from Case for 10 sec)	260°C

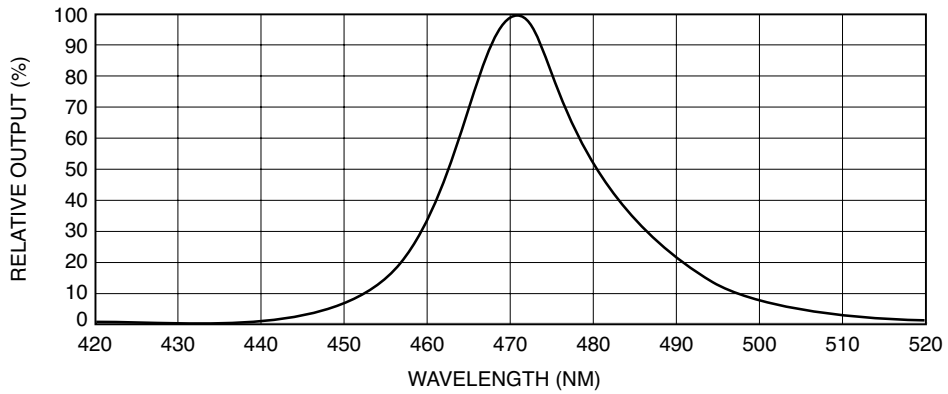
Thermal Parameters

Parameters	Units
Storage and Operating Temperature Range	-55°C to 100°C
Maximum Junction Temperature	125°C
Thermal Resistance, R _{THJA} ¹	150°C/W Typical
Thermal Resistance, R _{THJA} ²	60°C/W Typical

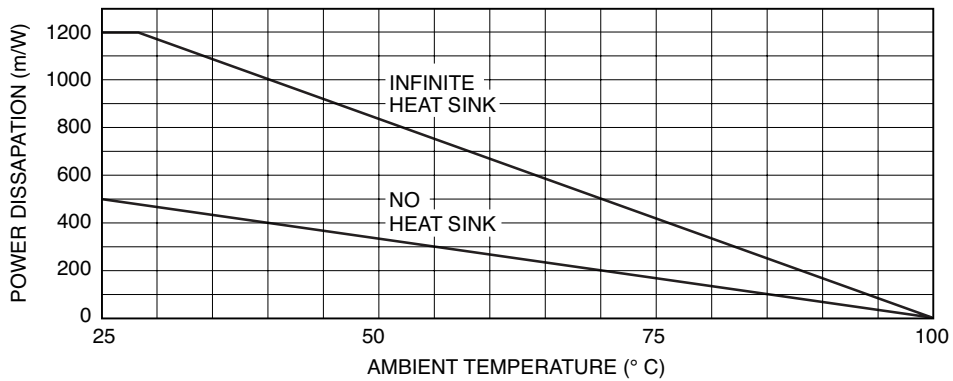
¹ Heat transfer minimized by measuring in still air with minimum heat conducting through leads.

² Air circulating at a rapid rate to keep case temperature at 25°C.

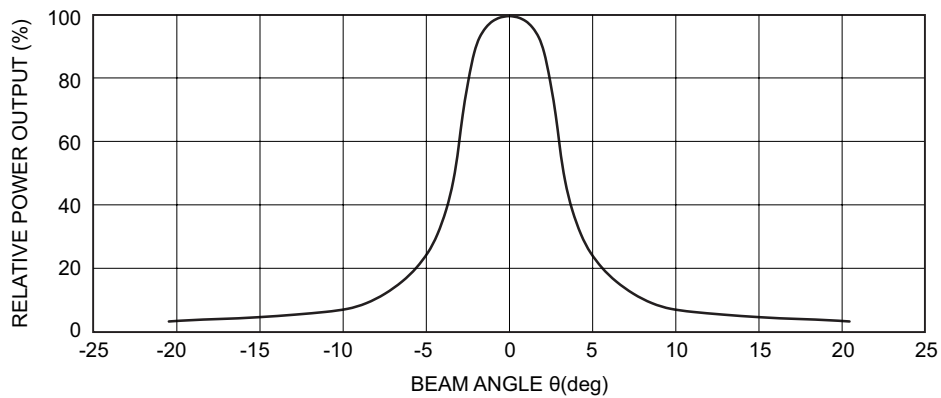
Spectral Output



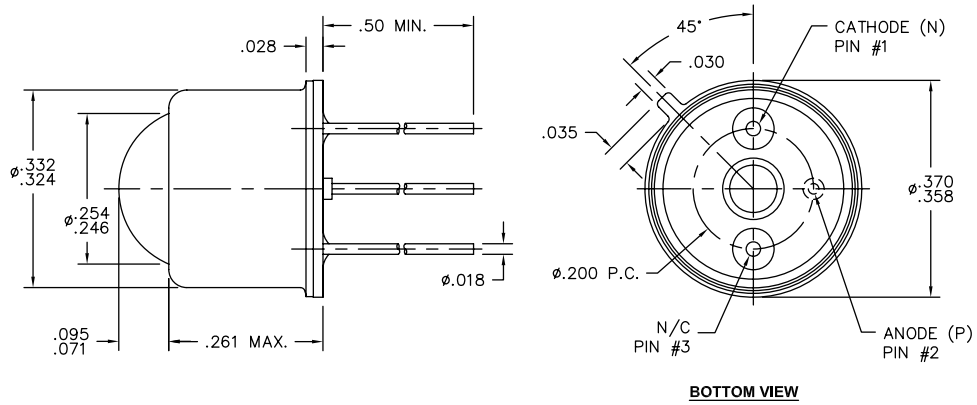
Maximum Rated Thermal Derating Curve



Typical Radiation Pattern



Package Information



Dimensions are nominal values in inches unless otherwise specified.

Specifications are subject to change without prior notice.