

O'RING FACE SEAL FITTINGS
-2 and -3 Face Seal Connections
1/2" NPT and Pipe Connections
Vacuum - 6000 Psig (413.7 Bar)

S
F
O
SERIES

Description

Series OFS O'Ring Face Seal Fittings are bubble tight, zero clearance fittings designed specifically for use in gas fill plant manifolds up to 6,000 PSI. The fittings are constructed of high strength naval brass for high pressure service and to allow for continuous remakes of the Face Seal connection. The fittings use an o'ring face seal connection to provide continuous leak-free operation through a wide range of pressure and temperature conditions. The zero-clearance fitting design allows for easy removal and replacement of system components without the need to disassemble other connections on the line.

Features

- O'Ring Face Seal for reliable, leak-free connection
- Naval Brass construction
- Various Port Configurations offered
- Zero-clearance design for easy system maintenance
- Rated to 6,000 PSI
- Supplied Cleaned For Oxygen Service
- Compatible with other O'Ring Face Seal Type Fittings

Technical Data

Maximum Operating Pressure @ 100° F: 6,000 PSI

Temperature Rating: -65° to 375°F (-54° to 190°C)




Seal Material Dependent, see next page

Leakage: < 0.01 SCCM Helium at 6,000 PSI

Materials of Construction

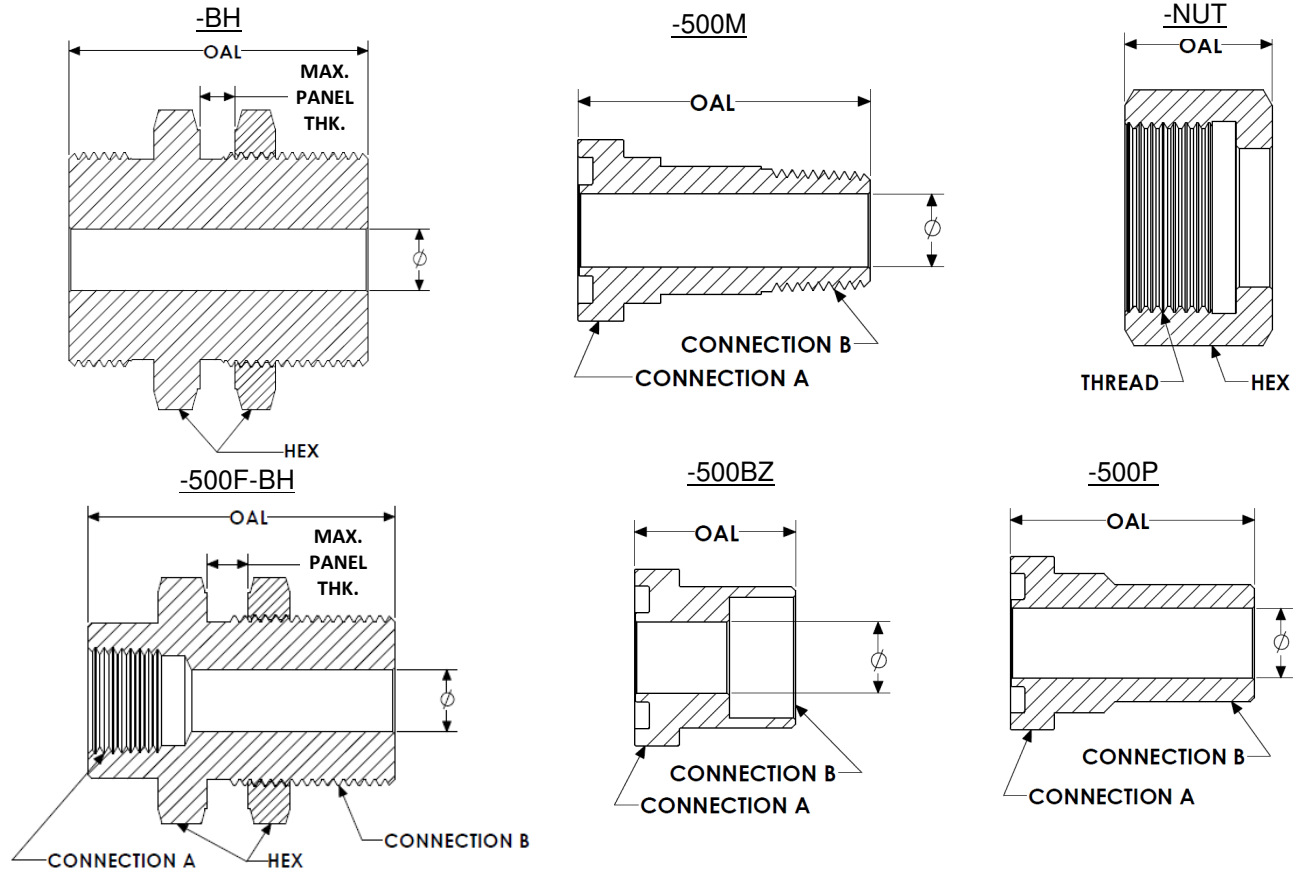
All fittings constructed of Half-Hard Naval Brass, ASTM B21 (other materials available, consult factory).

Tail-pieces are supplied with o'ring installed in groove. The following o'ring materials can be specified (See How to Order): EPDM, Viton, Buna-N, Neoprene.



O'RING FACE SEAL FITTINGS

Dimensional Information / How to Order



Part Number	Overall Length (OAL)	Connection A	Connection B	Orifice Diameter	Thread	Hex Size	Max. Panel Thickness
OFS-2-500M*	2"	-2 Face Seal	1/2" NPT Male	0.500"	N/A	N/A	N/A
OFS-2-500P*	1-3/4"	-2 Face Seal	0.840" Diameter Pipe	0.500"	N/A	N/A	N/A
OFS-3-500P*	2"	-3 Face Seal	0.840" Diameter Pipe	0.500"	N/A	N/A	N/A
OFS-3-500BZ*	1-1/8"	-3 Face Seal	0.855" Diam. Socket	0.500"	N/A	N/A	N/A
OFS-2-NUT	1-1/16"	N/A	N/A	N/A	1-3/8" – 12 UNF 2B	1-5/8"	N/A
OFS-3-NUT	1-1/16"	N/A	N/A	N/A	1-3/4" – 12 UN 2B	2"	N/A
OFS-3-BH**	2-7/16"	-3 Face Seal	-3 FS (Panel Mount)	0.500"	1-3/4" – 12 UN 2A	2-1/8"	1/2"
OFS-2-500F-BH**	2-15/32"	1/2" NPT Female	-2 FS (Panel Mount)	0.500"	1-3/8" – 12 UNF 2A	1-3/4"	5/16"

* Denotes tail-piece. Specify o'ring material after part number using material codes below (e.g. OFS-2-500M-EP)

** Bulkhead fittings come with bulkhead nut installed (part number OFS-2-BH-NUT or OFS-3-BH-NUT)

OTHER PORT CONFIGURATIONS AVAILABLE, CONSULT FACTORY.

Temperature Ratings (Seal Material Dependent)

Seal Material	Material Code	Temperature Rating
EPDM	EP	-65° to 300°F (-54° to 148°C)
Viton	V	-10° to 375°F (-23° to 190°C)
Buna-N**	B	-40° to 250°F (-40° to 121°C)
Neoprene	N	-40° to 300°F (-40° to 148°C)

* Other seal materials available, consult factory.

** Not recommended for Oxygen Service.

O'Ring Sizing Information

Connection Size	O'Ring Size
-2	210
-3	212

PROPER COMPONENT SELECTION – When specifying a component, the total system design must be considered to ensure safe and trouble-free performance. Intended component function, materials compatibility, pressure ratings, installation, environment and maintenance are the responsibility of the system designer.



www.generant.com

1865 Route 23 South PO Box 768 Butler, New Jersey 07405 973.838.6500 Fax 973.838.4888