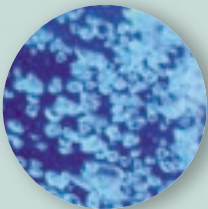


AEROFLOTT & AEROXYDE

SUBMERGED ELECTRIC PUMPS FOR WATER TREATMENT

The Aeroflott is an appliance producing fine bubbles used to fit pre-water treatment installations of industrial and domestic waste water for air-floatation, degreasing, and thickening of mud.

The Aeroxyde is mainly used in the setting up of biological purification procedures. It produces average sized bubbles to highly aerate the crude process media with oxygen, with a transfer coefficient of 13 % thanks to strong turbulence, thus allowing aerobic bacteria to live and proliferate.



AEROFLOTT & AEROXYDE

SUBMERGED ELECTRIC PUMPS FOR WATER TREATMENT

○ OPERATING PRINCIPLE

1. The gas (air, etc.) circulation impeller is coupled to a turbulence effect stirring impeller. The result of the combination of these impeller stages is the introduction of fine air bubbles into the liquid media, and ensuring **stirring of the liquid and matter in suspension**. The magnitude of stirring can be more less intense depending on the needs and the conditions of use of the appliance.
2. Both impeller stages together are in the form of a cone that inhibit clogging caused by solid and ligneous particles contained in the liquid to be treated.
3. The circular dispenser, whose diameter is designed with regard to the size of the job and the submerged depth of the appliance, ensures the **even circulation of bubbles in the liquid media**.

○ APPLICATION PRINCIPLES

- Air-floatation of fine bubbles
- Degreasing
- Thickening of mud
- Neutralizing
- Purification of biological aerobic bacteria
- Active mud
- Aerobic stabilization of mud
- Fish-breeding



WATER TREATMENT
EQUIPMENT

DESCRIPTION

The appliance is made of the following items:

- A vertically submerged drive motor whose rotation speed and power

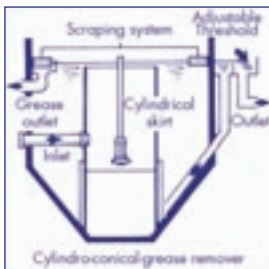
vary with the various types of appliances and relevant applications,

- A wind box connected to an above surface breather tube,

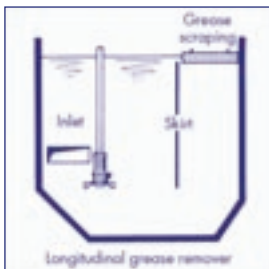
- A gas circulation impeller coupled to a turbulence-effect stirring impeller.



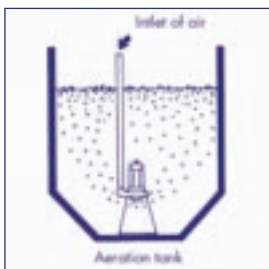
CHARACTERISTICS



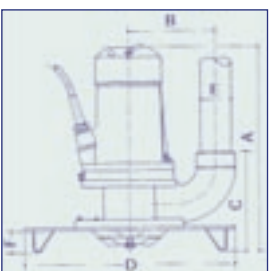
Aeroflott



Aeroflott



Aeroxyde



TECHNICAL CHARACTERISTICS

	Aeroflott						Aeroxyde	
Type	F 206	F 211	F 315	F 321	F 330	F340	A 211	A 321
Motor power in kW	0,65	1,1	1,5	2,2	3	4	1,4	2,6
RPM	1 450	1 450	1 450	1 450	1 450	1 450	2 850	2 850
Electrical power supply	three-phase 50 Hz						three-phase 50 Hz	
Rated Amperage for 380 V	1,8	2,7	3,8	5,3	6,7	8,1	3,6	5,9
* oxygen supply kg/h	For a depth of 1,5 meters : Pretreatment						{ 1	2
							Aeration	

*does not apply to Aeroflott

Dimensions in mm

Type	Dimensions in mm						Kg
Type	A	B	C	D	E	F	Net Weight
F 206	420	150	120	300	50 x 60	42	38
F 211	420	150	120	300	50 x 60	42	39
F 315	510	222	222	500	68 x 76	60	62
F 321	510	222	222	600	68 x 76	97	62
F 330	510	222	222	600	68 x 76	97	75
F 340	510	222	222	600	68 x 76	97	75
A 211	420	150	120	300	50 x 60	42	38
A 321	510	200	310	500	68 x 76	97	62