



A COMPREHENSIVE RANGE OF TOP CLASS ACCESSORIES

It is not merely the pump that makes the FLUX solution a perfect equipment.

In this brochure you will find detailed information on quality, field proven accessories for FLUX barrel and container pumps.

Whether it is for portable use or stationary installation – only FLUX flexible hoses, fittings, suction strainers, liquid meters*) together with numerous other accessories will make your pumping and transfer operations safe and easy to use.


*) FLUX Liquid Meters with electronic digital display unit please see individual brochure

The comprehensive FLUX range of accessories ensures that FLUX have a total solution for every barrel and container pump application and that you benefit through the use of dedicated and proven accessories, whilst still providing future flexibility.

Easy to mount, with a minimum of assembly time, FLUX accessories guarantee a simple and efficient use and allow to benefit from the features of our products.

FLUX user orientated pumps and accessories provide a long and trouble free service life.

These essential accessories will complement your FLUX barrel and container pump providing a complete and perfect pumping system – meeting every requirement. FLUX always has the right pump ... and the right accessories!





4-5 Hand taps

6-9 Flexible hoses and hose kits,
hose fittings, hose clips,
hose connections,
fume glands

10-11 **Accessories for pumps:**
attachment clamps,
by-pass valves,
compression glands, container clips,
discharge spouts,
float switches, flow back stop valves,
hoists,
mixing tubes, mounting flanges,
quick action coupling SSK 400,
suction strainers,
wall brackets

12-14 **Accessories for drive motors:**
carrying handles,
earth (ground) wires,
motor protection switches,
power supply cables,
explosion-proof plugs and sockets,
filter-regulator-lubricator units,
compressed air hoses and couplings

15 The great range of FLUX pumps



INNOVATORS IN FLOW TECHNOLOGY



Lever Tap PP

suitable for neutral and corrosive liquids.
 Material: polypropylene
 Operating pressure: max. 1,5 bar
 Flowrate: max. 35 l/min (water)
 Viscosity: max. 350 mPas (cP)
 Temperature: max. 45 °C
 Weight: 0,11 kg

Outlet	Seal	Inlet	Part No.
Ø 11 mm	FPM	DN 13	001 13 034
Ø 11 mm	FPM	DN 19	001 13 039
Ø 20 mm	FPM	DN 19	001 13 000
Ø 20 mm	FPM	DN 25	001 13 035



Quick Action Tap PP

with safety handle and swivel inlet; suitable for neutral and corrosive liquids.
 Material: polypropylene
 Operating pressure: max. 3 bar
 Flowrate: max. 50 l/min (water)
 Viscosity: max. 900 mPas (cP)
 Temperature: max. 50 °C
 Weight: 0,26 kg

Ø 22 mm	FPM	DN 19	001 12 250
Ø 22 mm	FPM	DN 25	001 12 252
Ø 22 mm	EPDM	DN 19	001 12 395
Ø 22 mm	EPDM	DN 25	001 12 382



longer outlet tube PP

for use with fume cone.
 Material: polypropylene

Ø 20 mm, 220 mm long			001 12 228
----------------------	--	--	-------------------



Quick Action Tap PVDF

with safety handle and swivel inlet; suitable for neutral and corrosive liquids.
 Material: polyvinylidenfluoride
 Operating pressure: max. 3 bar
 Flowrate: max. 50 l/min (water)
 Viscosity: max. 900 mPas (cP)
 Temperature: max. 80 °C
 Weight: 0,36 kg

Ø 22 mm	FPM	DN 19	001 12 251
Ø 22 mm	FPM	DN 25	001 12 253
Ø 22 mm	EPDM	DN 19	001 12 402
Ø 22 mm	EPDM	DN 25	001 12 403



Quick Action Tap S

with safety handle and swivel inlet (hose connector or threaded connector); suitable for use in chemical, pharmaceutical and food processing industries.
 Material: stainless steel 1.4571 (316 Ti)
 Operating pressure: max. 4 bar
 Flowrate: max. 65 l/min (water)
 Viscosity: max. 900 mPas (cP)
 Temperature: max. 80 °C
 Weight: 1,15 kg

Ø 28 mm	PTFE/FEP	DN 19	001 12 287
Ø 28 mm	PTFE/FEP	DN 25	001 12 288
Ø 28 mm	PTFE/FEP	G 1A	001 12 289
Ø 28 mm	PTFE/FEP	G 1 1/4A	001 12 290



Quick Action Tap S

with safety handle, without inlet connector, version for direct mounting onto a hose with swivel swaged fitting.
 Material: stainless steel 1.4571 (316 Ti)
 Operating pressure: max. 4 bar
 Flowrate: max. 65 l/min (water)
 Viscosity: max. 900 mPas (cP)
 Temperature: max. 80 °C
 Weight: 1,15 kg

Ø 28 mm	PTFE	Ø 32 mm	001 12 291
---------	------	---------	-------------------



Longer Outlet tube S

for use with fume cone.
 Material: stainless steel 1.4571 (316 Ti)

Ø 20 mm, 220 mm long			001 12 285
----------------------	--	--	-------------------



Quick Action Tap MS
with safety handle and swivel inlet (hose connector or threaded connector); suitable for solvents and neutral liquids
Material: brass, nickel-plated
Operating pressure: max. 4 bar
Flowrate: max. 80 l/min (water)
Viscosity: max. 900 mPas (cP)
Temperature: max. 80 °C
Weight: 1,05 kg

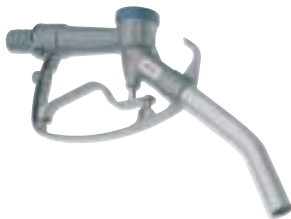
Outlet	Seal	Inlet	Part No.
Ø 25 mm	PTFE	DN 19	001 12 396
Ø 25 mm	PTFE	DN 25	001 12 337
Ø 25 mm	PTFE	DN 32	001 12 338
Ø 25 mm	PTFE	G 1	001 12 339
Ø 25 mm	PTFE	G 1 A	001 12 389



Quick Action Tap MS
with safety handle, without inlet connector, version for direct mounting onto a hose with swivel swaged fitting.
Material: brass, nickel-plated
Operating pressure: max. 4 bar
Flowrate: max. 80 l/min (water)
Viscosity: max. 900 mPas (cP)
Temperature: max. 80 °C
Weight: 1,05 kg

Ø 25 mm	PTFE	Ø 32 mm	001 12 340
---------	------	---------	-------------------

longer outlet tube for use with fume cone, please see stainless steel version



Quick Action Tap AL
with safety handle and swivel inlet (hose connector or threaded connector); suitable for diesel oil, fuel oil, crude oil.
Material: aluminium
Operating pressure: max. 4 bar
Flowrate: max. 80 l/min (water)
Viscosity: max. 800 mPas (cP)
Temperature: max. 60 °C
Weight: 0,50 kg

Ø 25 mm	NBR	DN 19	001 12 397
Ø 25 mm	NBR	DN 25	001 12 172
Ø 25 mm	NBR	G 1	001 12 171



Quick Action Tap AL 20
spring actuated, with safety handle and rigid inlet (threaded connector) or *swivel inlet (threaded connector); suitable for petrol, diesel oil, fuel oil, crude oil.
Material: aluminium
Operating pressure: 0,5 - 4 bar
Flowrate: max. 80 l/min (water)
Viscosity: max. 50 mPas (cP)
Temperature: max. 60 °C
Weight: 0,95 kg

Ø 24 mm	PTFE	G 1 A	001 12 109
Ø 24 mm*	NBR	G 1 A	001 12 347



Quick Action Tap AL 20 R (unleaded)
spring actuated, with safety handle and swivel inlet (threaded connector); suitable for unleaded petrol and diesel oil.
Material: aluminium
Operating pressure: 0,5 - 4 bar
Flowrate: max. 80 l/min (water)
Viscosity: max. 50 mPas (cP)
Temperature: max. 60 °C
Weight: 0,95 kg

Ø 21 mm	NBR	G 1 A	001 12 097
---------	-----	-------	-------------------

**PVC hose with wire-helix**

for neutral and corrosive, low flammability liquids.
Operating pressure: max. 2 bar
Temperature: max. +60°C

Nominal Ø	Outer-Ø	Weight	Part No.
DN 13	18 mm	0,21 kg	001 10 039
DN 19	27 mm	0,34 kg	001 10 040
DN 25	34 mm	0,52 kg	001 10 041
DN 32	41 mm	0,68 kg	001 10 042
DN 38	47 mm	0,79 kg	001 10 043
DN 50	60 mm	1,20 kg	001 10 044

**Petroleum hose, electrically conductive**

for petroleum products, e.g. petrol, oil, crude oil.
Tube: NBR black
Cover: CR black
Operating pressure: max. 10 bar
Temperature: -35 °C up to +80 °C

DN 13	21 mm	0,27 kg	001 10 076
DN 19	27 mm	0,40 kg	001 10 065
DN 25	34 mm	0,88 kg	001 10 002
DN 32	43 mm	1,03 kg	001 10 003
DN 38	51 mm	1,03 kg	001 10 004

**Solvent-resistant hose, electrically conductive**

for short-time operations with solvents, petroleum products, aldehydes, esters and ketones.
Tube: NBR light
Cover: CR black
Operating pressure: max. 16 bar
Temperature: -35 °C up to +60 °C

DN 19	31 mm	0,67 kg	001 10 016
DN 25	37 mm	0,83 kg	001 10 017
DN 32	43 mm	1,09 kg	001 10 018
DN 38	51 mm	1,46 kg	001 10 019
DN 50	64 mm	2,05 kg	001 10 020

**Chemical hose, electrically conductive**

with steel helix, for the majority of acids and alkalis, petroleum products and solvents.
Tube: ultra high molecular PE, transparent
Cover: EPDM black
Operating pressure: max. 16 bar
Temperature: -35 °C up to +100 °C

DN 13	22 mm	0,40 kg	001 10 085
DN 19	31 mm	0,80 kg	001 10 037
DN 25	37 mm	0,90 kg	001 10 030
DN 32	43 mm	1,20 kg	001 10 036
DN 38	51 mm	1,50 kg	001 10 086

**Special chemical hose, electrically conductive**

with steel helix, for industrial alcohols, chemical and petroleum products, solvents as well as food products.
Tube: fluorine polymer white
Cover: CR black
Operating pressure: max. 16 bar
Temperature: -35 °C up to +100 °C

DN 19	31 mm	0,80 kg	001 10 097
DN 25	37 mm	0,90 kg	001 10 046
DN 32	44 mm	1,30 kg	001 10 029

**Special foodgrade hose**

for food products, milk, oil, fats, molasses and syrups.
Tube: NBR white
Cover: CR black
Operating pressure: max. 10 bar
Temperature: -25 °C up to +90 °C

DN 25	37 mm	0,80 kg	001 10 022
-------	-------	---------	-------------------



Petroleum hose kit

complete with swivel swaged fittings on both ends, electrically conductive. Connections G 1 1/4 – Ø 32 for direct mounting onto quick action tap MS (001 12 340)

Nominal Ø	Length	Fittings	Weight	Part No.
DN 19	2 m	brass	2,6 kg	001 10 091
DN 19	3 m	brass	3,5 kg	001 10 092

Petroleum hose kit

complete with swivel swaged fittings on both ends, electrically conductive. Connections G 1 1/4 – Ø 32 for direct mounting onto quick action tap MS (001 12 340) or quick action tap S (001 12 291)

DN 25	2 m	brass	2,6 kg	001 10 081
DN 25	3 m	brass	3,5 kg	001 10 082

Solvent-resistant hose kit

complete with swivel swaged fittings on both ends, electrically conductive. Connections G 1 1/4 – Ø 32 for direct mounting onto quick action tap MS (001 12 340) or quick action tap S (001 12 291)

DN 19	2 m	brass	2,1 kg	001 10 093
DN 19	3 m	brass	3,0 kg	001 10 094
DN 19	2 m	stainless steel	2,2 kg	001 10 095
DN 19	3 m	stainless steel	3,1 kg	001 10 096

Solvent-resistant hose kit

complete with swivel swaged fittings on both ends, electrically conductive. Connections G 1 1/4 – Ø 32 for direct mounting onto quick action tap MS (001 12 340) or quick action tap S (001 12 291)

DN 25	2 m	brass	2,3 kg	001 10 083
DN 25	3 m	brass	3,2 kg	001 10 084
DN 25	2 m	stainless steel	2,3 kg	001 10 809
DN 25	3 m	stainless steel	3,2 kg	001 10 810

Chemical hose kit



complete with swivel swaged fittings on both ends, electrically conductive. Connections G 1 1/4 – Ø 32 for direct mounting onto quick action tap MS (001 12 340) or quick action tap S (001 12 291)

DN 19	2 m	brass	2,3 kg	001 10 089
DN 19	3 m	brass	3,2 kg	001 10 090
DN 19	2 m	stainless steel	2,3 kg	001 10 087
DN 19	3 m	stainless steel	3,2 kg	001 10 088


Chemical hose kit

complete with swivel swaged fittings on both ends, electrically conductive. Connections G 1 1/4 – Ø 32 for direct mounting onto quick action tap MS (001 12 340) or quick action tap S (001 12 291)

DN 25	2 m	brass	2,3 kg	001 10 811
DN 25	3 m	brass	3,2 kg	001 10 812
DN 25	2 m	stainless steel	2,3 kg	001 10 807
DN 25	3 m	stainless steel	3,2 kg	001 10 808



Inside-Ø – Connection Outer-Ø Weight Part No.



Swaged hose fittings

for mounting onto both ends of electrically conductive hose when used in hazardous areas and/or with high flammability liquids.

Suitable for mounting onto petroleum, solvent-resistant, chemical, special chemical and foodgrade hoses.

On request the hoses will be supplied completely mounted and certified in order to ensure an electrostatic discharge.

HE = ferrule type with union nut (female thread)

SF = version with pinned safety clamps (Spannfix)

SL = version with bolted clamps (Spannloc)

Version: brass

DN 13 – G 1/2	HE	21 mm	0,17 kg	959 13 130
DN 19 – G 1	HE	27 mm	0,17 kg	959 13 116
DN 19 – G 1A	HE	27 mm	0,19 kg	959 13 118
DN 19 – G 1 1/4	HE	27 mm	0,20 kg	959 13 192
DN 19 – Ø 32 mm	HE	27 mm	0,20 kg	959 13 134
DN 19 – G 1	SL	31 mm	0,22 kg	959 13 157
DN 19 – G 1A	SL	31 mm	0,22 kg	959 13 156
DN 19 – G 1 1/4	SL	31 mm	0,26 kg	959 13 180
DN 19 – Ø 32 mm	SL	31 mm	0,30 kg	959 13 191
DN 25 – G 1	HE	34 mm	0,21 kg	959 13 097
DN 25 – G 1A	HE	34 mm	0,23 kg	959 13 099
DN 25 – G 1 1/4	HE	34 mm	0,26 kg	959 13 098
DN 25 – Ø 32 mm	HE	34 mm	0,30 kg	959 13 137
DN 25 – G 1	SF	37 mm	0,55 kg	959 13 158
DN 25 – G 1A	SF	37 mm	0,55 kg	959 13 159
DN 25 – G 1 1/4	SF	37 mm	0,55 kg	959 13 140
DN 25 – Ø 32 mm	SF	37 mm	0,25 kg	959 13 152
DN 32 – G 1 1/4	SF	43 mm	0,31 kg	959 13 014
DN 32 – G 1 1/2	SF	43 mm	0,44 kg	959 13 015
DN 38 – G 1 1/2	SF	51 mm	0,50 kg	959 13 143
Reducing adapter G 1 1/4 – G 1A				959 06 019
Reducing adapter G 1 1/2 – G 1 1/4A				959 06 002



Swaged hose fittings

SF = version with pinned safety clamps (Spannfix)
SL = version with bolted clamps (Spannloc)

Inside-Ø - connection	Outer-Ø	Weight	Part No.
Version: stainless steel/aluminium			
DN 19 - G 1	SL 31 mm	0,20 kg	959 13 160
DN 19 - G 1¼	SL 31 mm	0,20 kg	959 13 181
DN 19 - Ø 32 mm	SL 31 mm	0,20 kg	959 13 190
DN 25 - G 1	SF 37 mm	0,24 kg	959 13 161
DN 25 - G 1A	SF 37 mm	0,24 kg	959 13 162
DN 25 - G 1¼	SF 37 mm	0,24 kg	959 13 144
DN 25 - Ø 32 mm	SF 37 mm	0,24 kg	959 13 151
DN 32 - G 1¼	SF 43 mm	0,35 kg	959 13 145
DN 32 - G 1½	SF 43 mm	0,50 kg	959 13 146
DN 38 - G 1½	SF 51 mm	0,50 kg	959 13 147
Reducing adapter G 1½ - G 1¼A			959 06 005



Hose clips


in steel, chromium-zinc-plated, for secure fixing of the hose onto the hose connector of the pump. For use with low flammability liquids only.

Clamping range	Part No.
11-13 mm	959 13 139
15-18 mm	959 13 127
17-20 mm	959 13 084
19-22 mm	959 13 070
25-28 mm	959 13 183
27-31 mm	959 13 071
31-34 mm	959 13 184
34-37 mm	959 13 072
37-40 mm	959 13 073
40-43 mm	959 13 129
42-45 mm	959 13 074
48-51 mm	959 13 075
50-53 mm	959 13 076
08-12 mm	959 13 166
10-16 mm	959 13 120
16-27 mm	959 13 165
23-35 mm	959 13 164
30-45 mm	959 13 167
40-60 mm	959 13 006
50-70 mm	959 13 007



Hose clips

in stainless steel, screw type, for secure fixing of the hose onto the hose connector of the pump. For use with low flammability liquids only.



Hose connection complete

consisting of: nut, hose connector and seal. Connection thread G 1 (PP) or G 1¼ (MS and S) for pumps JUNIORFLUX F 310 and F 314.



Hose connection complete

consisting of: nut, hose connector and seal. Connection thread G 1¼ female barrel pumps type F 424 - F 430.

** with union nut in brass, nickel-plated



Material	Nominal-Ø	Weight	Part No.
polypropylene (PP)	DN 13+19	0,02 kg	959 04 135
brass, nickel-plated (MS)	DN 13	0,04 kg	959 04 132
stainless steel (S)	DN 13	0,05 kg	959 04 133
polypropylene (PP)	DN 19	0,03 kg	959 04 053
polypropylene (PP)	DN 25	0,03 kg	959 04 052
polypropylene (PP)	DN 32	0,04 kg	959 04 054
polyvinylidenfluoride (PVDF)	DN 39	0,05 kg	959 04 054
polyvinylidenfluoride (PVDF)	DN 25	0,05 kg	959 04 101
polyvinylidenfluoride (PVDF)	DN 32	0,05 kg	959 04 102
aluminium (AL)*	DN 19	0,10 kg	959 04 050
aluminium (AL)*	DN 25	0,10 kg	959 04 039
aluminium (AL)*	DN 32	0,10 kg	959 04 040
stainless steel (S)*	DN 19	0,14 kg	959 04 061
stainless steel (S)*	DN 25	0,14 kg	959 04 041
stainless steel (S)*	DN 32	0,15 kg	959 04 042
Hastelloy C (HC)*	DN 25	0,25 kg	959 04 043
Hastelloy C (HC)*	DN 32	0,25 kg	959 04 044



Hose connection complete
consisting of: nut, hose connector
and seal. Connection thread
Rd 58 x 1/6 for sanitary pumps
F 427 S4-43/38 and F 560 S/GS1



Hose connection complete
with connection Clamp 1 1/2"
for sanitary pump F 427 S3A-43/38



Hose connection complete
consisting of: nut, hose connector
and seal. Connection thread
G 1 1/2 for high viscosity liquid
pumps F 520 – F 560



Hose connection complete
with connection Clamp 2
for sanitary pumps F 560 S/GS3A

Material	Nominal-Ø	Weight	Part No.
stainless steel (S)	DN 25	0,37 kg	959 04 115
stainless steel (S)	DN 32	0,37 kg	959 04 134
stainless steel (S)	DN 38	0,37 kg	959 04 130
stainless steel (S)	DN 19	0,42 kg	959 04 138
stainless steel (S)	DN 25	0,17 kg	959 04 002
stainless steel (S)	DN 32	0,33 kg	959 04 003
stainless steel (S)	DN 38	0,28 kg	959 04 004
stainless steel (S)	DN 38	0,30 kg	959 04 109



Fume gland (compression gland)
prevents highly corrosive
vapours, which may cause
damage to the user and the
environment, from escaping
from the barrel or closed container.



The fume gland consists of a
valve part and a screw socket
= threaded ring.
It is used with a barrel pump.

For use with a gas compensation
hose, hose nozzle (959 13 128)
is required.

¹⁾ with flat seal
²⁾ with o-ring



Connection thread	Pump-Ø	Weight	Part No.
Valve part in polypropylene (PP)			
with ball valve and	25 mm	0,11 kg	001 14 309
union nut Rd 65 x 1/6	32 mm	0,11 kg	001 14 313
	40 mm	0,12 kg	001 14 181
	41 mm	0,12 kg	001 14 182
	50 mm	0,12 kg	001 14 243
Threaded ring in polypropylene (PP), flat seal in FPM			
male thread G 2	40/41 mm	0,09 kg	001 14 218
male thread S 57 x 4	40/41 mm	0,09 kg	001 14 224
female thread S 70 x 6	40/41 mm	0,10 kg	001 14 226
male thread S 70 x 6 ¹⁾	40/41 mm	0,10 kg	001 14 232
male thread S 70 x 6 ²⁾	40/41 mm	0,10 kg	001 14 236
male thread G 2 A	40/41 mm	0,13kg	001 14 238
male thread S 70 x 6	50 mm	0,13 kg	001 14 267
female thread S 70 x 6	50 mm	0,13 kg	001 14 269

Valve part in stainless steel 316 Ti (S), flat seal in PE			
with ball valve and	28 mm	0,52 kg	001 14 319
union nut Rd 65 x 1/6	41 mm	0,68 kg	001 14 192
	50 mm	0,68 kg	001 14 253

Threaded ring in stainless steel 316 Ti (S)			
male thread G 2	41 mm	0,69 kg	001 14 325
male thread S 57 x 4	41 mm	0,69 kg	001 14 329
male thread G 2	50 mm	0,70 kg	001 14 331

Valve part in brass, nickel-plated			
with ball valve and	41 mm	0,72 kg	001 14 196
union nut Rd 65 x 1/6	50 mm	0,80 kg	001 14 255

Threaded ring in brass, nickel-plated (MS), flat seal in PE			
male thread G 2	41 mm	0,69 kg	001 14 327
male thread G 2	50 mm	0,73 kg	001 14 333



Corrugated hose in PE DN 10
to be used as a gas compensation hose.



Hose nozzle DN 10 (PP)
for direct mounting onto valve part
when used with gas compensation hose

Fume cone PP
for use with longer outlet tube
Ø 20 mm

outer-Ø 13 mm		0,23 kg	001 10 061
Connection: male thread 1/4-NPT		0,005 kg	959 13 128
		0,10 kg	001 14 285



Discharge spout
with union nut G 1 1/4 for direct mounting onto the pump outlet in order to allow the filling of adjacent containers and tanks.

Material	Outlet	Weight	Part No.
aluminium (AL)	DN 25	0,12 kg	959 07 003
stainless steel (S)	DN 25	0,38 kg	959 07 007
polypropylene (PP)	DN 19	0,04 kg	959 07 009



Attachment clamp
to securely fasten the pump in open containers or barrels.

Pump-Ø	Weight	Part No.
40/41 mm	0,84 kg	001 10 601
50 mm	0,84 kg	001 10 603
54 mm	0,84 kg	001 10 604



Container clip
to suspend the pump into open containers.

Material	Pump-Ø	Weight	Part No.
aluminium (AL),	40/41 mm	0,12 kg	001 15 005
PVC-coated	50 mm	0,14 kg	001 15 006



Mounting flange acc. to DIN 2501
for stationary installation of the barrel pump.
The flange is welded onto the outer tube of the pump.
Dimensions: outer-Ø 165 mm, pitch circle-Ø 125 mm, bores 4 x 18 mm

Material	Weight	Part No.
polypropylene	0,37 kg	947 14 021
polyvinylidenfluoride	0,70 kg	947 14 034
stainless steel 316 Ti	1,50 kg	947 14 033



Compression gland in PP
to secure the pump in the bung hole of the barrel.

Compression gland in steel/zinc-plated
to secure the pump in the bung hole of the barrel.

Connection thread	Pump-Ø	Weight	Part No.
male thread G 2	40/41 mm	0,10 kg	001 14 054
male thread G 2	50 mm	0,10 kg	001 14 062
male thread G 2/M 64x4	40 mm	0,51 kg	001 14 061
male thread G 2/M 64x4	41 mm	0,51 kg	001 14 000
male thread G 2	50 mm	0,51 kg	001 14 003
male thread M 64x4	50 mm	0,51 kg	001 14 002



Hoist
with infinitely adjustable load balancer for easy lifting and positioning of the pump.

Carrying force	Rope length	Weight	Part No.
9 – 14 kg	2 m	3,75 kg	001 21 000
16 – 21 kg	2 m	4,15 kg	001 21 002



Suction strainer
for mounting on the pump suction to protect the pump against coarse impurities.

* for use with F 424 S-43/38 and -43/37Z

Material	Pump-Ø	Weight	Part No.
polypropylene (PP)	40/41 mm	0,03 kg	001 10 200
	50 mm	0,04 kg	001 10 205
polyvinylidenfluoride (PVDF)	40/41 mm	0,04 kg	001 10 245
	50 mm	0,06 kg	001 10 267
stainless steel (S)	41 mm	0,17 kg	001 10 209
	41 mm*	0,17 kg	001 10 294
	50 mm	0,19 kg	001 10 212

	Mixing tube in aluminium alloy, stainless steel or polypropylene. Replaces the outer tube when using a barrel pump type F 430 as a mixer. Immersion length: 1000 mm	Material	Pump-Ø	Weight	Part No.	
		aluminium (AL)	41 mm	0,73 kg	430 11 193	
		stainless steel (S)	41 mm	1,64 kg	430 21 193	
		polypropylene (PP)	40 mm	0,42 kg	430 41 193	
	Wall bracket for secure storage of the pump when not in use.	Pump type	Weight	Part No.		
		Barrel pumps type F 424 – F 430	0,37 kg	001 10 422		
	Flowback stop valve in stainless steel (S) for direct mounting onto the pump outlet. Connection thread: G 1 1/4- G 1/4 A.	Pump type	Weight	Part No.		
		Barrel pumps type F 424 – F 430	0,53 kg	959 14 024		
	Flowback stop valve in polypropylene (PP) for mounting onto the pump foot.	Barrel pump type F 430 PP-40/33	0,25 kg	959 14 029		
		Barrel pump type F 430 PP-40/33 Z	0,25 kg	959 14 030		
	Flowback stop valve in polyvinylidenfluoride (PVDF) for mounting onto the pump foot.	Barrel pump type F 430 PVDF-40/33	0,28 kg	959 14 038		
	Barrel pump type F 430 PVDF-40/33 Z	0,28 kg	959 14 039			
	Quick Action Coupling SSK 400 allows a quick assembly/disassembly of motor and barrel pump. Consisting of: thread ring (motor side) and clamping element (pump side).	Description	Weight	Part No.		
		Quick Action Coupling complete	0,13 kg	001 10 802		
		Threaded ring	0,05 kg	001 10 800		
		Clamping element	0,08 kg	001 10 804		
	Float switch for automatic control of a pump, complete with adjustable Reed-contacts.	Material	Immersion length	Weight	Part No.	
		polypropylene (PP)	700 mm	0,57 kg	001 16 021	
		polypropylene (PP)	1000 mm	0,60 kg	001 16 022	
		polypropylene (PP)	1200 mm	0,62 kg	001 16 023	
		polypropylene (PP)	1500 mm	0,65 kg	001 16 024	
		stainless steel (S)	700 mm	0,81 kg	001 16 011	
		stainless steel (S)	1000 mm	0,92 kg	001 16 012	
		stainless steel (S)	1200 mm	0,98 kg	001 16 013	
		stainless steel (S)	1500 mm	1,05 kg	001 16 014	
	Fixing elements for float switch for lengths exceeding 1000 mm, 2 fixing elements are required.	Material	Pump-Ø	Weight	Part No.	
		polypropylene (PP)	40/41 mm	0,07 kg	001 16 101	
		polypropylene (PP)	50 mm	0,07 kg	001 16 103	
	stainless steel (S)	41 mm	0,10 kg	001 16 016		
	stainless steel (S)	50 mm	0,10 kg	001 16 017		
	By-pass valve Connection thread G 1 1/2- G 1/2 A for direct mounting onto the outlet of high viscosity liquid pumps F 550. Range of setting: stainless steel (316 Ti) 4 – 6 bar brass 2 – 8 bar	Material	Connection	Weight	Part No.	
		st. steel (S)	flow back tube	3,10 kg	001 18 027	
		st. steel (S)	hose connection DN 13	2,70 kg	001 18 029	
		brass (MS)	flow back tube	2,30 kg	001 18 026	
		brass (MS)	hose connection DN 13	1,90 kg	001 18 028	



Carrying handle, steel painted in black

for pumps with commutator motor, allowing easy immersion and removal of the pump.

Carrying handle, steel painted in black

for pumps with three-phase motor or air motor.

Carrying handle, stainless steel

for pumps with single-phase AC-motor (AC) or three-phase motor.

Motor type	Weight	Part No.
F 457	0,35 kg	001 10 533
F 458, F 458-1, F 460 Ex, F460-1 Ex	0,35 kg	001 10 557
Three-phase gearmotor F 414	0,37 kg	001 10 527
Explosion-proof three-phase motor up to 3,3 kW	1,63 kg	001 10 567
Air motor FPM 2 – 8 Ex	1,00 kg	001 10 520
AC-motor F 403	0,85 kg	001 10 575
Three-phase motor up to 3 kW	1,20 kg	001 10 571
Three-phase motor up to 4 kW	1,43 kg	001 10 531



Earth (ground) wire complete with crocodile clip

for electrically bonding the explosion-proof pump to the container.

Length	Weight	Part No.
2 m	0,12 kg	931 90 008
3 m	0,16 kg	931 90 013
2 m (re-inforced version)	0,15 kg	931 90 015



Motor protection switch

fitted with 2 cable inlets, direct mounting on the motor; to protect the three-phase motor against overloading. Protected to IP 55. Weight: 0,85 kg

for Motors	Range of setting	Part No.
0,55 kW 2850min ⁻¹	0,9–1,6 A	936 06 045
0,75 kW 700min ⁻¹	1,5–2,5 A	936 06 033
0,75 kW 930min ⁻¹	1,5–2,5 A	936 06 033
0,75 kW 2850min ⁻¹	1,5–2,5 A	936 06 033
1,1 kW 930min ⁻¹	2,4–3,5 A	936 06 034
1,1 kW 2850min ⁻¹	2,4–3,5 A	936 06 034
1,1 kW 700min ⁻¹	3,2–5,5 A	936 06 035
1,5 kW 2850min ⁻¹	3,2–5,5 A	936 06 035
2,2 kW 2850min ⁻¹	3,2–5,5 A	936 06 035
3,0 kW 2850min ⁻¹	5,0–8,5 A	936 06 036
4,0 kW 2850min ⁻¹	5,0–8,5 A	936 06 036



Motor protection switch

explosion-proof to II 2 G EEx de IIC T6, protected to IP 65. Fitted with 2 cable inlets, to be mounted on the carrying handle. Weight: 2,64 kg

The ranges of setting apply to 400 Volt only.

0,75 kW 2850min ⁻¹	1,6–2,5 A	936 06 118
0,75 kW 930min ⁻¹	1,6–2,5 A	936 06 118
0,75 kW 700min ⁻¹	1,6–2,5 A	936 06 118
0,95 kW 700min ⁻¹	2,5–4,0 A	936 06 119
1,1 kW 2850min ⁻¹	1,6–2,5 A	936 06 118
1,1 kW 930min ⁻¹	2,5–4,0 A	936 06 119
1,1 kW 700min ⁻¹	2,5–4,0 A	936 06 119
1,5 kW 2850min ⁻¹	2,5–4,0 A	936 06 119
2,0 kW 2850min ⁻¹	2,5–4,0 A	936 06 119
2,5 kW 2850min ⁻¹	4,0–6,5 A	936 06 120
3,3 kW 2850min ⁻¹	4,0–6,5 A	936 06 120







Power supply cable H07RN-F4Gx1,5


for three-phase motors.



Cekon plug, 5-pole

Power supply cable complete with Cekon plug, 5-pole, for three-phase motors.

Length	Weight	Part No.
yard ware	0,26 kg/m	934 08 901
5 m	1,30 kg	934 08 025
	0,14 kg	937 01 014
5 m	1,42 kg	934 08 020

	System	Weight	Part No.
 	Explosion-proof plug, 3-pole CEE-type plug, explosion-proof to II 2 G EEx de IIC T6, 220-240 Volt, protected to IP 65	CEAG 0,35 kg Stahl 0,27 kg	937 01 030 937 01 018
	Explosion-proof socket, 3-pole CEE-type socket, explosion-proof to II 2 G EEx de IIC T6, 220-240 Volt, protected to IP 65	CEAG 0,95 kg Stahl 0,92 kg	937 50 041 937 50 022
 	Explosion-proof plug, 5-pole CEE-type plug, explosion-proof to II 2 G EEx de IIC T6, 380 - 415 Volt, protected to IP 65	CEAG 0,35 kg Stahl 0,27 kg	937 01 029 937 01 018
	Explosion-proof socket, 5-pole CEE-type socket, explosion-proof to II 2 G EEx de IIC T6, 380 - 415 Volt, protected to IP 65	CEAG 0,35 kg Stahl 0,27 kg	937 50 040 937 50 022

	Connection	Weight	Part No.
	Filter-regulator-lubricator unit for compressed air motors type F 416 Ex, F 416-1 Ex, F 416-2 Ex and FPM 2 - 8 Ex; for air conditioning and regulation of the operating pressure. Consisting of: water separator, pressure gauge and lubricator. Female thread on inlet and outlet.	G 1/4 - G 1/4 (F416..Ex) 0,75 kg G 1/2 - G 1/2 (FPM..Ex) 1,90 kg	001 10 100 001 10 103

	Description / Material	Inside-Ø	Part No.
	Compressed air hose for air supply on compressed air motors.	electrically conductive, blue colour DN 10 PVC DN 13	001 10 098 001 10 008
	Hose coupling spring-actuated, with hose nozzle for compressed air hose.	brass DN 10 brass DN 13	959 13 066 959 13 122
	Nipple for hose coupling.	brass DN 10-G 1/4 A brass DN 13-G 1/2 A	959 13 065 959 13 121
	Hose nozzle for compressed air hose.	brass DN 10-G 1/4 A brass DN 13-G 1/2 A	959 05 022 959 05 017